










47th International Trampoline Friendship Cup 2019 Jablonec nad Nisou, CZE, 11.-12.10.2019  
Individual trampoline – Junior Boys Individual – Qualification

				S1	S2	S3	S4	S5	S6	S7	S8	S9	S10	L	E	D	H	Time	Total	Score
1.	FJODOROVŠ	Ilja	LAT, Latvia	2003	0	0	1	2	0	2	2	2	1	2	0	18.8	9.50	16.940	45.240	100.695
					4	4	4	2	4	4	5	6	4	4	0	15.9	14.2	9.20	16.155	55.455
2.	DROBINSKI	Mateusz	POL, Poland	2004	2	2	2	1	2	0	2	2	4	2	1	18.0	9.00	16.040	43.040	95.135
					4	2	4	4	4	4	6	4	4	6	15	14.3	13.4	9.30	15.095	52.095
3.	REMPALSKI	Kacper	POL, Poland	2003	2	1	2	0	4	2	4	3	5	2	2	17.3	9.50	16.360	43.160	94.470
					4	4	4	4	4	4	6	6	6	4	5	14.9	12.1	8.70	15.610	51.310
4.	BRADFORD	Daniel	GBR, Sky High TGA	2003	3	2	2	2	4	2	4	2	2	2	0	17.5	9.40	15.745	42.645	88.685
					6	4	4	4	6	4	6	5	4		13.7	10.7	8.50	13.140	46.040	
5.	DETYTNA	Jonatan	POL, MKS Victoria Jawor	2003	4	3	5	3	4	3	4	2	4	4	2	16.2	9.60	15.190	40.990	88.615
					5	4	8	9	8	8	8	6	9	8	4	12.3	12.0	8.90	14.425	47.625
6.	VAN TILBORG	Ralph	NED, TC Gelderland	2004	2	4	2	3	4	5	4	4	4	4	4	16.0	8.80	15.420	40.220	88.410
					6	4	7	5	8	6	6	6	7	4	13.5	11.2	8.80	14.690	48.190	
7.	DE KRUYFF	Wessel	NED, TC Gelderland	2003	1	2	2	4	2	6	4	2	3	4	0	17.0	9.40	15.045	41.445	88.265
					8	5	8	4	6	6	8	7	7	6	1	13.4	10.5	9.10	13.820	46.820
8.	BRODSKÝ	Jonáš	CZE, Sokol Žižkov	2004	2	2	4	2	4	4	4	2	5	5	3	16.3	9.70	14.630	40.630	86.770
					6	4	8	6	6	6	6	5	6	6	2	13.9	8.8	9.40	14.040	46.140
9.	STARCZYNSKI	Wiktor	POL, Poland	2004	2	0	0	2	2	2	0	2	4	2	0	18.4	9.60	16.045	44.045	86.225
					4	4	5	4	2	6	4	6			12.5	9.8	7.70	12.180	42.180	
10.	COTIČ	Matjaz	SLO, Slovenia	2003	6	6	6	4	8	4	6	4	6	6	4	14.0	9.30	15.165	38.465	85.835
					6	5	6	4	6	4	6	6	6	5	0	14.6	8.4	9.30	15.070	47.370
11.	POVÝŠIL	Radek	CZE, Trampolíny Liberec	2004	4	6	4	4	6	6	8	6	5	6	0	14.5	9.30	14.065	37.865	83.080
					6	4	6	5	5	6	6	6	6	10	1	13.9	8.7	9.00	13.615	45.215
12.	HJELM	Eric	SWE, Boras Gymnastics	2003	4	4	6	5	7	8	6	4	8	7	2	13.9	9.30	13.790	36.990	81.895
					6	4	5	6	6	7	7	6	8	7	2	13.6	8.4	8.90	14.005	44.905
13.	HAM	Cayden	NED, TC Gelderland	2004	3	3	4	6	7	8	6	6	4	6	4	14.3	9.20	13.980	37.480	81.630
					8	6	7	8	6	6	6	6	6	10	4	12.7	9.3	8.80	13.350	44.150
14.	KJER	Gustav Brinch	DEN, Denmark	2004	4	4	6	4	6	8	4	5	4	4	4	14.7	9.00	13.965	37.665	79.430
					7	8	8	6	8	8	8	8	6	6	0	12.7	9.1	9.00	12.965	-2.0
																				→ 41.765
15.	KACZMAREK	Kasjan	POL, AZS-AWF Poznan	2004	3	2	2	3	2	4	2	2	2	3	2	17.3	9.30	14.725	41.325	70.845
					4	4	6	6	6	5					8.9	6.9	5.20	8.520	29.520	
16.	WOŹNIAK	Kornel	POL, MKS Victoria Jawor	2003	0	1	2	2	4	2	4	2	3	2	0	17.8	9.70	15.905	43.405	70.025
					6	5	5	4	8						7.2	7.1	4.50	7.820	26.620	
17.	ŠENKÝŘ	Adam	CZE, Sokol Kampa	2003	5	4	4	6	6	6	4	6	4	4	0	15.1	9.30	15.545	39.945	69.775
					4	4	6	8	5	10					8.3	6.4	5.70	9.430	29.830	
18.	HEIDELBACH	Mikkel	DEN, Denmark	2004	2	2	4	4							6.8	3.90	5.995	16.695	64.315	
					6	4	8	5	8	6	6	4	6	8	2	13.7	10.4	9.50	14.020	47.620

					S1	S2	S3	S4	S5	S6	S7	S8	S9	S10	L	E	D	H	Time	Total	Score
19.	GARMANN	Lars	 GER, SC Cottbus	2004	0	2	2	2	2	2	2	3	4	4	2	17.5		9.40	15.925	42.825	64.045
					4	6	4	6								6.0	5.6	3.50	6.120	21.220	
20.	ANDERSEN	Julius	 DEN, Denmark	2004	6	6	4	4	5	6	4	4	4	4	2	15.1		9.70	14.285	39.085	63.555
					6	6	8	6	8							6.6	6.3	4.50	7.070	24.470	
21.	KOLÁŘ	Daniel	 CZE, Trampolíny Liberec	2004	7	6	6	4	6	5	8	6	6	9	10	12.7		8.60	15.070	36.370	63.450
					8	6	6	8	6	8						7.8	5.2	5.30	8.780	27.080	
22.	BUČEK	Miha	 SLO, Slovenia	2003	6	6	6	7								5.5		3.70	5.755	14.955	59.100
					6	6	7	6	8	6	8	8	7	8	1	12.9	7.8	9.30	14.145	44.145	
23.	JOHANSEN	Valdemar Risak	 DEN, Denmark	2004	1	2										3.7		1.90	3.310	8.910	57.630
					6	6	6	7	6	6	5	4	6	8	3	13.7	11.4	9.30	14.320	48.720	
24.	KREZELOK	Kordian	 POL, Poland	2003	0	2	2	2	2	2						11.0		5.60	9.760	26.360	57.520
					2	6	2	7	4	5						9.4	6.6	5.40	9.760	31.160	
25.	CSIPKEREKI	Máté	 HUN, Hungary	2004	4	6	4	5	5	5	6					10.5		6.20	9.365	26.065	50.670
					6	6	6	5	6	8						8.3	3.3	5.00	8.005	24.605	