



GymCity Open 2018 *Event subtitle*  
Individual trampoline – GCO 1 – Final



					S1	S2	S3	S4	S5	S6	S7	S8	S9	S10	L	A	E	D	H	Time	Total	Score
1.	GELDER, VAN	Senna	NED	2006	6	3	5	6	5	4	4	3	4	6	0	0	15.4	8.8	9.60	13.905	47.705	47.705
2.	MOELLER	Maya	GER	2007	6	4	6	6	4	4	5	2	4	6	2	0	15.1	8.9	9.40	14.220	47.620	47.620
3.	VOLIKOVA	Emilie	GER	2006	4	5	6	4	3	2	3	2	4	5	0	0	16.2	8.0	9.70	13.485	47.385	47.385
4.	EISLÖFFEL	Aurelia	GER	2006	4	4	6	6	4	6	4	4	4	4	1	0	15.3	8.2	9.70	13.170	46.370	46.370
5.	BROUWERS	Megan	NED	2006	6	6	6	4	4	4	4	2	4	6	2	0	15.2	8.1	9.60	13.095	45.995	45.995
6.	STASOVÁ	Anna	CZE	2006	4	2	4	6	4	2	4	2	4	6	0	0	16.2	6.6	9.10	13.425	45.325	45.325
7.	KAUPP	Emmy	GER	2006	4	6	6	5	4	5	4	4	6	6	0	0	15.0	5.4	9.30	13.810	43.510	43.510
8.	JENTSCH	Lena	GER	2007	4	6	6	6	6	6	4	6	5	6	0	0	14.5	5.9	9.70	12.920	43.020	43.020
9.	RONSIK-NIEDERBRÖKER	Hannah	GER	2006	4	6	6	6	5	6	6	6	4	6	4	0	14.1	5.0	9.00	13.955	42.055	42.055



GymCity Open 2018 *Event subtitle*  
Individual trampoline – GCO 1 – Qualification

					S1	S2	S3	S4	S5	S6	S7	S8	S9	S10	L	A	E	D	H	Time	Total	Score
1.	VOLSKA	Nikola		2008	4	3	0	2	2	2	2	2	2	4	0	0	17.7		9.60	13.650	40.950	88.150
			GER		4	2	4	4	2	4	4	3	4	4	0	0	16.5	7.6	9.60	13.500	47.200	
2.	MOELLER	Maya		2007	2	2	1	4	4	4	2	2	4	4	1	0	17.0		9.40	15.005	41.405	87.445
			GER		6	6	8	6	6	5	7	6	6	6	2	0	13.6	9.0	9.70	13.740	46.040	
3.	GELDER, VAN	Senna		2006	2	4	2	2	4	0	4	3	6	6	1	0	16.6		9.70	14.380	40.680	87.340
			NED		6	4	6	6	5	4	4	4	4	6	2	0	14.9	8.8	9.10	13.860	46.660	
4.	VOLIKOVA	Emilie		2006	2	2	0	4	3	2	4	4	3	4	0	0	17.2		9.30	13.865	40.365	86.720
			GER		6	6	6	4	4	2	4	4	5	6	2	0	15.1	8.0	9.60	13.655	46.355	
5.	EISLÖFFEL	Aurelia		2006	2	2	0	4	4	3	4	4	4	4	2	0	16.7		9.60	13.870	40.170	85.775
			GER		6	5	6	6	5	6	6	4	4	5	2	0	14.5	8.2	9.70	13.205	45.605	
6.	STASOVÁ	Anna		2006	4	2	0	3	4	2	2	1	2	4	0	0	17.6		9.50	13.670	40.770	85.485
			CZE		6	5	4	6	5	3	4	2	6	6	0	0	15.3	6.6	9.20	13.615	44.715	
7.	RONSIK- NIEDERBRÖKER	Hannah		2006	2	2	4	4	4	5	4	3	4	5	3	0	16.0		9.80	14.855	40.655	85.190
			GER		5	5	6	8	5	5	6	6	7	8	4	0	13.5	7.3	9.50	14.235	44.535	
8.	BROUWERS	Megan		2006	4	4	1	2	4	2	4	2	4	6	0	0	16.7		9.50	12.730	38.930	84.890
			NED		6	7	6	4	4	4	4	2	4	6	0	0	15.3	8.1	9.70	12.860	45.960	
9.	KAUPP	Emmy		2006	3	4	0	4	3	3	3	4	4	6	0	0	16.6		9.70	13.800	40.100	84.285
			GER		6	4	6	4	6	6	6	0	4	4	0	0	15.4	5.4	9.70	13.685	44.185	
10.	WÖLL	Bettina		2006	4	4	0	4	5	4	3	6	5	6	1	0	15.8		9.50	14.235	39.535	83.580
			GER		4	4	0	4	4	5	2	5	5	6	0	0	16.1	4.2	9.40	14.345	44.045	
11.	LEA	Asensio Marti		2006	4	4	1	4	4	4	5	4	4	5	1	0	16.0		9.40	13.320	38.720	82.870
			ESP		6	4	6	8	6	5	6	4	6	8	3	0	13.8	8.3	8.80	13.250	44.150	
12.	MUSOLINA	Julija		2007	4	5	2	6	6	4	5	3	4	4	0	0	15.7		9.80	12.515	38.015	81.275
			LAT		6	6	6	6	6	8	5	6	6	8	1	0	13.6	8.1	9.40	12.160	43.260	

				S1	S2	S3	S4	S5	S6	S7	S8	S9	S10	L	A	E	D	H	Time	Total	Score
13.	CREMER	Felizitas	 GER	2006	4 8	4 6	2 6	4 6	5 4	6 5	4 6	4 5	5 6	6 6	0 0	0 0	15.6 14.2	9.60 6.2 8.90	13.255 13.165	38.455 42.465	80.920
14.	JENTSCH	Lena	 GER	2007	4 4	4 6	4 5	6 4	6 4	6 6	4 4	8 6	6 6	10 6	0 0	0 0	14.2 14.9	9.70 5.9 9.50	12.685 12.995	36.585 43.295	79.880
15.	PAVLOPOULOS	Melia	 NED	2007	6 7	6 2	4 6	4 6	4 6	4 6	5 4	4 6	6 6	8 6	0 0	0 0	14.9 14.5	9.40 6.1 9.60	12.485 12.610	36.785 42.810	79.595
16.	SENGPIEL	Tabea	 GER	2006	4 4	4 4	2 2	5 5	6 4	3 4	4 4	6 5	4 4	6 6	2 2	0 0	15.4 15.6	9.50 4.2 9.00	12.885 12.845	37.785 41.645	79.430
17.	ROOS	Magdalena	 GER	2007	3 4	4 6	2 4	5 6	5 6	4 6	4 6	6 6	4 4	6 6	0 0	0 0	15.7 14.6	9.40 4.9 9.50	12.300 12.350	37.400 41.350	78.750
18.	KATHERINE JENNIFER	Koumenko	 ESP	2007	4 6	4 6	5 6	5 6	6 6	6 6	7 6	6 6	6 6	8 8	4 4	0 0	13.9 13.4	9.30 7.1 9.10	12.880 12.815	36.080 42.415	78.495
19.	NEUMANN	Souraya	 GER	2008	2 8	6 4	0 7	6 6	6 4	5 6	2 4	5 6	4 4	7 8	0 0	0 0	15.7 14.3	9.80 4.8 9.60	12.900 13.090	38.400 -2.0 → 39.790	78.190
20.	RAMACHER	Marrit	 GER	2006	6 6	6 6	0 0	6 5	6 5	6 6	4 6	4 6	4 6	6 7	2 0	0 0	15.0 14.7	9.20 4.8 9.50	11.840 11.870	36.040 40.870	76.910
21.	JUDITH	Gonzalez Alvaro	 ESP	2006	6 5	6 5	6 5	6 8	6 8	8 8	6 7	6 7	6 7	8 10	3 20	0 0	13.3 11.0	9.20 6.6 9.10	12.600 12.215	35.100 -0.2 → 38.715	73.815
22.	VAN DER BERG	Jenaya	 NED	2007	6 6	6 6	7 6	8 2	6 6	8 8	6 7	4 4	6 2	10 8	0 3	0 0	13.3 14.2	9.40 4.2 9.60	10.945 11.725	33.645 39.725	73.370
23.	BUCHMANN	Merle	 GER	2007	8 6	8 6	6 4	7 6	8 6	7 6	8 6	6 6	8 6	10 8	3 0	0 0	12.1 14.0	9.60 4.2 9.50	11.820 11.885	33.520 39.585	73.105
24.	TUTTAS	Sarah	 GER	2006	7 8	6 6	3 4	5 6	6 2	4 6	4 6	4 6	4 6	8 8	4 0	0 0	14.5 10.2	9.40 3.4 6.60	13.770 9.270	37.670 29.470	67.140
25.	FARTEJL	Maša	 SLO	2007	8 6	6 6	10 10	8 8	9 9	8 8	10 10	8 8	8 8	3 3	0 0	1.2 11.6	0.90 5.3 9.20	1.270 12.105	3.370 38.205	41.575	

				S1	S2	S3	S4	S5	S6	S7	S8	S9	S10	L	A	E	D	H	Time	Total	Score	
26.	KAUL	Clara	 GER	2006	4	7	4	6	6	8	8	9	8	9	4	0	12.7		9.40	11.310	33.410	37.315
					8										0	1.2	0.5	1.00	1.205	3.905		
27.	KRAMP	Jette	 GER	2006	4	4	4	6	5	4	4	4			0	12.5		7.40	10.900	30.800	30.800	
																					—	



GymCity Open 2018 *Event subtitle*  
Individual trampoline – GCO 2 – Final

					S1	S2	S3	S4	S5	S6	S7	S8	S9	S10	L	A	E	D	H	Time	Total	Score	
1.	KONUHOVS	Vadims	LAT	2006	4	3	4	3	6	6	4	7	5	6	0	0	15.2	9.6	9.10	14.430	48.330	48.330	
2.	ESTERKINS	Andrejs	LAT	2007	4	4	4	4	4	5	6	3	4	5	2	0	15.5	8.8	9.50	14.265	48.065	48.065	
3.	THOMSON	Adrian	GER	2006	4	4	4	2	4	4	4	4	6	4	0	0	16.0	7.9	9.40	13.335	46.635	46.635	
4.	KUBIK	Lukas	CZE	2007	7	4	6	4	6	6	4	6	6	6	4	0	14.1	8.5	9.30	14.060	45.960	45.960	
5.	STRIESE	Hendrik	GER	2007	6	6	4	4	4	4	4	4	6	5	0	0	15.3	7.2	9.40	12.780	44.680	44.680	
6.	WINDIG	Jouke	NED	2006	4	4	4	4	6	5	5	4	6	6	2	0	15.0	7.1	9.40	13.140	44.640	44.640	
7.	CERVINKA	Oliver	CZE	2006	8	6	8	7	6	8	10	8	8	9	2	0	12.0	8.6	9.10	13.625	43.325	43.325	
8.	SEIFERT	Eric	GER	2006	3	4	2	6	5	4	4	6	5	8	20	0	13.3	4.2	9.30	13.100	39.900	39.900	
9.	BESSELAAR, VAN DE	Guus	NED	2006	6	5											0	2.9	1.9	1.80	2.680	9.280	9.280



GymCity Open 2018 *Event subtitle*  
Individual trampoline – GCO 2 – Qualification

					S1	S2	S3	S4	S5	S6	S7	S8	S9	S10	L	A	E	D	H	Time	Total	Score
1.	KONUHOVS	Vadims	LAT	2006	2 6	2 4	4 5	4 4	3 6	3 8	4 5	4 6	4 6	6 7	0 0	0 0	16.4 14.3		9.20 9.6	15.090 14.255	40.690 47.755	88.445
2.	THOMSON	Adrian	GER	2006	2 4	2 4	2 4	2 3	2 3	2 4	2 4	2 4	5 6	4 6	1 1	0 0	17.4 15.7		9.80 8.1	13.960 13.435	41.160 46.935	88.095
3.	ESTERKINS	Andrejs	LAT	2007	2 4	4 4	4 4	4 4	3 4	4 6	5 5	4 2	4 5	5 6	1 2	0 0	16.0 15.4		9.40 8.8	14.655 14.310	40.055 48.010	88.065
4.	KUBIK	Lukas	CZE	2007	4 6	6 5	4 6	4 4	4 6	4 6	3 4	5 6	4 6	6 6	4 2	0 0	15.2 14.3		9.60 8.7	14.550 14.225	39.350 46.525	85.875
5.	LEONOVŠ	Arturs	LAT	2008	4 5	2 6	2 4	4 5	4 4	3 6	3 4	2 4	2 6	4 6	0 0	0 0	17.0 15.0		9.60 8.1	13.130 13.095	39.730 45.395	85.125
6.	WINDIG	Jouke	NED	2006	2 4	2 3	0 4	2 4	4 6	4 4	4 5	4 4	4 6	8 6	2 2	0 0	16.4 15.2		9.50 7.1	13.030 13.325	38.930 44.925	83.855
7.	BESSELAAR, VAN DE	Guus	NED	2006	3 6	4 4	2 6	2 4	5 3	2 5	4 6	2 6	4 6	5 7	0 0	0 0	16.7 14.9		9.30 7.6	12.775 12.765	38.775 44.665	83.440
8.	CERVINKA	Oliver	CZE	2006	4 6	6 4	4 6	4 8	4 6	5 8	4 6	6 6	6 8	6 8	2 2	0 0	14.9 13.2		9.20 8.6	14.215 14.085	38.315 44.985	83.300
9.	STRIESE	Hendrik	GER	2007	2 6	2 8	2 4	4 3	6 6	2 5	3 4	4 4	4 7	4 7	0 0	0 0	16.7 14.6		9.40 7.2	13.260 12.430	39.360 43.730	83.090
10.	BRAUN	Janis	GER	2007	4 6	4 6	1 6	4 4	4 4	4 4	2 6	4 8	2 6	5 7	1 3	0 0	16.5 14.0		9.30 6.9	13.330 12.950	39.130 43.050	82.180
11.	FÜRSCHUSS	Leon	AUT	2006	2 6	6 6	4 6	5 4	6 6	5 5	6 6	4 4	6 6	6 8	2 4	0 0	14.8 13.9		9.60 7.0	13.270 13.260	37.670 43.760	81.430
12.	BOERSMA	Tristan	NED	2006	2 6	4 6	2 7	4 6	3 4	4 5	4 6	1 4	2 6	4 10	0 20	0 0	17.0 12.0		9.60 7.6	12.885 12.690	39.485 41.890	81.375

					S1	S2	S3	S4	S5	S6	S7	S8	S9	S10	L	A	E	D	H	Time	Total	Score
13.	KERN	Pascal	 GER	2008	4	3	2	4	4	4	4	4	6	7	2	0	15.6		9.30	11.850	36.750	78.345
					4	4	2	4	6	3	4	4	6	6	2	0	15.5	4.7	9.70	11.695	41.595	
14.	KUHN	Mark	 GER	2007	4	6	6	6	6	6	5	6	5	8	2	0	14.0		9.00	13.065	36.065	78.285
					6	8	10	6	7	8	8	6	6	8	0	0	12.7	7.4	9.40	12.720	42.220	
15.	ESCHKE	Ryan	 GER	2007	2	2	2	2	2	2	3	3	2	5	0	0	17.5		9.70	13.565	40.765	77.935
					4	6	6	4	4	2	4	4			0	0	12.6	6.4	7.50	10.670	37.170	
16.	FLUIT, VAN DER	Cas	 NED	2006	2	3	2	3	4	2	3	4	5		0	0	15.2		8.70	11.185	35.085	77.305
					10	6	4	4	4	6	4	6	6	8	0	0	14.2	6.3	9.30	12.420	42.220	
17.	MRAZ	Matous	 CZE	2006	4	6	5	8	8	7	8	6	6	9	2	0	13.1		9.20	13.765	36.065	77.150
					8	8	8	10	8	7	10	8	10	10	4	0	10.9	7.3	9.20	13.685	41.085	
18.	WEPER	Tom Leon	 GER	2006	2	4	4	6	4	4	3	4	4	6	2	0	15.7		9.70	12.330	37.730	76.775
					8	7	7	7	6	9	6	6	8	9	3	0	12.4	5.6	9.30	11.745	39.045	
19.	FEYH	Paolo	 GER	2007	4	6	2	6	8	6	8	2	6	6	0	0	14.6		9.70	11.765	36.065	76.250
					4	8	9	4	4	6	7	3	6	9	0	0	14.0	4.9	9.90	11.385	40.185	
20.	DEEBEN	Xabi	 NED	2006	6	5	8	6	5	4	6	6	8	10	2	0	13.4		9.50	11.930	34.830	76.155
					8	4	4	6	8	8	8	6	8	8	2	0	13.0	7.1	9.50	11.725	41.325	
21.	SEIFERT	Eric	 GER	2006	2	3	3	4	7	6	4	4	4		0	0	14.3		8.60	11.800	34.700	75.845
					4	6	3	6	6	4	4	6	4	8	0	0	14.9	4.2	9.20	12.845	41.145	
22.	NEMEC	Patrik	 SLO	2006	6	6	8	9	8	8	10	7	8	10	1	0	11.9		9.50	13.230	34.630	73.980
					8	8	8	8	10	10	9	9	8	8	2	0	11.2	6.0	9.10	13.050	39.350	
23.	LANGO	Enej	 SLO	2007	8	6	6	6	6	8	8	6	6	6	3	0	13.1		9.50	12.720	35.320	56.730
					6	6	7	8	10						0	0	6.3	3.8	4.80	6.510	21.410	
24.	DOUSA	Paul	 GER	2006	4	6	4	4	4	4	6	4	5	6	1	0	15.2		9.30	12.535	37.035	41.315
					8										0	0	1.2	1.0	0.80	1.280	4.280	



GymCity Open 2018 *Event subtitle*  
Individual trampoline – GCO 3 – Final

					S1	S2	S3	S4	S5	S6	S7	S8	S9	S10	L	A	E	D	H	Time	Total	Score
1.	OVČARUKA	Darja	LAT	2005	4	4	5	2	5	4	4	4	4	5	0	0	15.9	12.1	9.10	14.065	51.165	51.165
2.	SHAW	Keira	GBR	2004	5	2	6	4	4	4	4	4	4	3	2	0	15.8	10.5	9.60	14.215	50.115	50.115
3.	IMLE	Vanessa	GER	2004	4	3	4	4	4	4	2	2	4	4	0	0	16.5	8.6	9.40	15.080	49.580	49.580
4.	KARAKAS	Sena Elcin	TUR	2004	4	4	4	4	5	4	3	2	4	4	0	0	16.2	9.4	9.40	14.310	49.310	49.310
5.	YALCIN	Livanur	TUR	2004	4	3	3	4	4	4	2	4	4	5	2	0	16.1	8.9	9.20	14.330	48.530	48.530
6.	BAGGULEY	Grace	GBR	2004	5	1	5	4	4	4	4	4	4	4	0	0	16.1	9.1	9.00	14.095	48.295	48.295
7.	BRAAF	Luisa	GER	2004	5	4	4	4	4	4	4	2	4	4	2	0	15.9	8.7	9.00	14.245	47.845	47.845
8.	HRUDOVÁ	Aneta	CZE	2005	5	2	4	4	4	6	6	4	5	8	0	0	15.2	8.1	9.30	13.745	46.345	46.345
9.	WOHLFAHRT	Lenya	GER	2005	5	4	6	4	6							0	7.5	4.1	4.70	6.865	23.165	23.165








GymCity Open 2018 *Event subtitle*  
Individual trampoline – GCO 3 – Qualification

					S1	S2	S3	S4	S5	S6	S7	S8	S9	S10	L	A	E	D	H	Time	Total	Score
1.	OVČARUKA	Darja		2005	1	2	2	4	1	2	3	0	2	4	0	0	17.9		9.30	15.205	42.405	93.340
			LAT		4	4	5	2	6	4	5	4	4	6	2	0	15.4	12.1	9.40	14.035	50.935	
2.	SHAW	Keira		2004	0	2	0	4	4	0	4	2	3	4	0	0	17.7		9.40	15.245	42.345	91.205
			GBR		6	2	6	4	4	4	4	7	6	5	2	0	15.0	10.5	9.40	13.960	48.860	
3.	BAGGULEY	Grace		2004	0	2	0	1	3	3	4	2	4	4	0	0	17.7		9.30	14.895	41.895	90.995
			GBR		5	1	4	4	4	4	4	4	4	4	0	0	16.2	9.1	9.60	14.200	49.100	
4.	BRAAF	Luisa		2004	0	2	0	2	2	2	4	2	2	4	1	0	17.9		9.60	14.755	42.255	90.870
			GER		5	3	4	3	4	4	4	2	4	4	0	0	16.3	8.7	9.30	14.315	48.615	
5.	IMLE	Vanessa		2004	2	2	1	3	4	5	4	2	4	4	2	0	16.7		9.80	15.485	41.985	90.690
			GER		4	4	5	6	6	5	4	3	4	4	0	0	15.5	8.6	9.50	15.105	48.705	
6.	YALCIN	Livanur		2004	2	2	2	4	4	4	4	4	2	4	2	0	16.6		9.70	14.815	41.115	89.775
			TUR		4	4	4	2	5	2	6	4	5	4	2	0	15.8	8.9	9.50	14.460	48.660	
7.	KARAKAS	Sena Elcin		2004	2	2	2	0	2	3	4	3	3	4	1	0	17.4		9.70	15.030	42.130	89.205
			TUR		5	6	4	6	5	6	4	3	6	6	1	0	14.8	9.4	8.90	13.975	47.075	
8.	HRUDOVÁ	Aneta		2005	2	2	2	2	4	2	3	4	2	4	1	0	17.2		9.80	14.555	41.555	88.570
			CZE		4	2	4	4	4	6	4	3	4	8	2	0	15.5	8.1	9.30	14.115	47.015	
9.	KARAKUS	Sila		2004	2	5	4	2	2	4	5	6	4	5	4	0	15.7		9.20	15.440	40.340	87.710
			TUR		5	6	5	8	6	7	6	4	4	4	4	0	14.1	9.4	9.40	14.870	-0.4 → 47.370	
10.	DONCHEVA	Petya		2004	4	4	2	4	4	4	5	4	4	6	0	0	15.9		9.40	14.635	39.935	87.695
			GER		4	4	2	4	4	2	4	4	4	7	0	0	16.1	7.6	9.50	14.560	47.760	
11.	SCHNEIDER	Fiona		2004	4	4	4	5	2	4	4	1	2	4	1	0	16.5		9.50	13.725	39.725	85.400
			GER		6	6	8	8	4	6	6	4	4	5	2	0	14.1	8.7	9.40	13.475	45.675	
12.	PETERS	Franziska		2004	4	4	2	4	6	4	6	4	4	5	0	0	15.7		9.70	14.030	39.430	83.845
			GER		8	8	8	6	8	6	6	5	6	6	1	0	13.2	8.7	9.00	13.515	44.415	

					S1	S2	S3	S4	S5	S6	S7	S8	S9	S10	L	A	E	D	H	Time	Total	Score
13.	SCHUBERT	Leonie	 GER	2005	3 6	4 4	1 6	4 3	3 6	2 6	4 4	4 4	4 5	7 6	2 2	0 0	16.2 14.8		9.00 9.20	14.055 13.630	39.255 44.130	83.385
14.	BORCHERS	Carla	 GER	2005	4 4	4 4	2 2	5 4	4 4	4 4	6 6	4 5	4 5	8 6	20 0	0 0	13.5 15.6		9.60 9.60	14.045 14.195	37.145 44.795	81.940
15.	AMREIN	Eva	 GER	2005	4 6	4 8	0 8	4 6	5 6	4 4	6 4	4 5	4 6	5 6	1 4	0 0	15.9 13.7		9.60 9.40	13.280 12.750	38.780 43.150	81.930
16.	WOHLFAHRT	Lenya	 GER	2005	4 7	5 4	3 6	5 6	4 6	6 8	4 6	5 6	4 6	6 6	0 2	0 0	15.4 13.7		9.50 8.90	13.645 13.225	38.545 43.325	81.870
17.	LULEY	Sofia	 GER	2004	4 6	4 8	0 8	6 6	6 7	5 5	6 8	6 8	5 8	6 9	0 0	0 0	15.2 12.7		9.60 9.00	13.885 13.565	38.685 43.165	81.850
18.	LILJEROTH	Thea	 SWE	2004	4 8	4 8	6 10	6 9	5 10	8 8	6 10	4 10	6 8	6 8	2 4	0 0	14.3 10.7		9.40 9.30	14.585 13.720	38.285 43.220	81.505
19.	VOGEL	Fabiënne	 NED	2005	4 6	6 4	0 7	4 5	6 6	6 6	6 6	4 6	6 7	6 8	0 0	0 0	15.2 13.9		9.20 9.30	12.680 12.815	37.080 43.615	80.695
20.	VORAT	Lucia	 GER	2005	4 8	4 4	6 6	4 6	4 3	5 4	6 6	6 5	4 6	8 6	1 3	0 0	14.8 14.3		9.50 9.60	12.785 13.165	37.085 43.065	80.150
21.	FERREIRA	Jessica	 GER	2004	2 6	4 6	0 6	4 4	5 4	4 5	5 6	4 5	4 7	6	2 0	0 0	16.0 13.1		9.20 8.60	13.680 12.310	38.880 40.910	79.790
22.	FENKL	Cecile	 GER	2004	4 6	4 6	4 6	6 6	4 5	4 6	6 6	6 6	5 6	6 6	0 2	0 0	15.1 13.9		9.70 9.30	12.530 12.085	37.330 42.285	79.615
23.	EPP	Laura	 GER	2004	4 5	4 6	1 6	5 5	4 4	4 6	7 6	6 6	6 6	8 8	3 4	0 0	14.8 13.8		9.30 8.80	13.495 13.005	37.595 41.805	79.400
24.	BOOGAARD, VAN DEN	Pleun	 NED	2004	5 6	6 4	6 6	4 4	5 8	6 6	6 6	2 3	5 5	6 8	2 3	0 0	14.7 14.1		9.10 9.00	12.490 12.970	36.290 42.970	79.260
25.	KÖCHER	Maya	 GER	2004	4 8	4 6	4 5	4 6	6 8	5 8	7 7	6 8	5 6	7 6	2 1	0 0	14.6 13.1		9.70 9.50	12.830 12.420	37.130 41.920	79.050
26.	WASSBERGER	Mira	 SWE	2004	4 7	4 7	4 6	6 6	6 8	8 8	8 8	5 6	5 8	6 10	1 20	0 0	14.3 10.6		9.10 9.40	13.480 13.455	36.880 42.155	79.035

					S1	S2	S3	S4	S5	S6	S7	S8	S9	S10	L	A	E	D	H	Time	Total	Score
27.	MAHOVSKA	Katerina	 CZE	2004	4 7	4 6	4 6	6 6	6 6	8 8	10 8	5 8	6 8	8 8	0 2	0 0	13.9 12.7		9.60 9.30	13.320 12.990	36.820 41.990	78.810
28.	WEYERSHAUSEN	Finja	 GER	2005	4 8	5 6	4 3	6 6	6 5	4 4	8 6	8 6	6 4	8 8	1 1	0 0	14.0 14.3		9.50 9.60	12.665 12.865	36.165 42.365	78.530
29.	SRŠEN	Soča	 SLO	2004	6 6	6 8	4 7	6 4	8 8	6 6	5 8	7 6	6 8	6 8	4 4	0 0	13.6 12.7		9.50 9.40	12.690 12.860	35.790 40.360	76.150
30.	KNÖFEL	Anna	 GER	2005	6 7	8 6	8 8	7 6	6 8	8 8	7 8	8 9	8 8	8 8	0 1	0 0	12.6 12.3		8.80 8.80	12.305 12.425	33.705 40.325	74.030
31.	DÄHNRICH	Finja	 GER	2004	4 6	6 6	4 6	7 8	8 8	7 6	8 8	8 8	8 8	8 8	1 1	0 0	13.1 12.7		9.20 9.20	12.495 12.420	34.795 39.220	74.015
32.	HAM, VAN	Julia	 NED	2004	3 6	4 4	4 6	4 6	4 6	4 6	6 7	5 5	5 6	6 6	2 0	0 0	15.3 9.9		9.50 6.2	14.785 10.150	39.585 32.250	71.835
33.	TOLKSDORF	Ida	 GER	2004	4 8	4 6	4 6	6 6	6 6	8 6	6 6	6 6	6 7	7 4	4 0	0 0	13.9 8.2		9.10 4.1	13.300 8.145	36.300 26.345	62.645
34.	LANGNER	Sabrina	 GER	2004	2 4	2 6	0 6	4 6	4 6	2 2	4 4	4 4	4 5	5 1	1 0	0 0	16.8 5.8		9.30 4.6	14.855 3.80	40.955 19.945	60.900
35.	FREY	Luka	 GER	2004	4 4	4 4	2 6	4 6	2 6	2 2	4 4	4 3	4 4	4 1	1 0	0 0	16.6 4.6		9.40 3.3	15.160 4.275	41.160 14.975	56.135
36.	ARČON	Petra	 SLO	2004	4 6	6 4	6 7	8 8	8 10	8 8	8 8	10 10	9 9			0 0	6.8 11.0		4.70 5.6	6.805 7.90	18.305 11.560	54.365
37.	RYSAVA	Bara	 CZE	2004	5 6	3 8	2 8	2 6	4 6	4 4	2 2	2 4	4 5	5 2	2 0	0 0	16.5 2.6		9.10 1.8	15.090 3.100	40.690 9.100	49.790
38.	MÜLLER	Marieluise	 GER	2004	3 6	4 8	2 8	4 6	4 6	3 3	6 6	5 4	4 6	6 2	2 0	0 0	15.7 2.6		9.70 2.5	13.825 2.00	39.225 2.875	49.200
39.	KOLA	Sheridan	 GER	2005	0 7	2 7	1 7	4 6	4 6	2 2	4 4	4 4	4 4	4 4	0 0	0 0	17.1 1.3		9.10 1.3	14.695 1.510	40.895 -0.2 → 4.910	45.805
40.	BOSMA	Nienke	 NED	2004	4 6	6 7	4 7	5 6	4 6	4 4	4 4	5 5	4 4			0 0	14.0 2.7		8.60 2.3	12.685 3.020	35.285 9.920	45.205

				S1	S2	S3	S4	S5	S6	S7	S8	S9	S10	L	A	E	D	H	Time	Total	Score	
41.	BRISCHKE	Laura	 GER	2004	6	8	8	4	6	6	8	6	6	8	3	0	13.1	8.2	9.10	13.360	43.760	43.760
42.	TUPS	Lea	 GER	2004	4	5	3	4	5							0	7.9		4.30	7.005	19.205	41.255
					6	4	6	6	8							0	7.0	3.3	4.80	6.950	22.050	
43.	SCHLAUCH	Lisa	 GER	2005	6	6	6	8	7							0	6.7		4.70	6.895	18.295	34.070
					6	7	8									0	3.9	4.8	3.00	4.075	15.775	









GymCity Open 2018 *Event subtitle*  
Individual trampoline – GCO 4 – Final

					S1	S2	S3	S4	S5	S6	S7	S8	S9	S10	L	A	E	D	H	Time	Total	Score
1.	HAGEN	Luis	GER	2005	4	4	4	4	3	2	4	3	4	4	0	0	16.4	8.9	9.30	15.465	50.065	50.065
2.	FEYH	Miguel	GER	2005	6	5	6	4	4	6	4	4	4	6	1	0	15.0	11.4	9.10	14.545	50.045	50.045
3.	DANIS	Emirhan	TUR	2005	4	2	2	4	2	1	4	4	2	4	0	0	17.1	9.6	9.30	13.945	49.945	49.945
4.	TOROGLU	Ismail Eren	TUR	2004	4	2	4	2	4	2	4	4	4	4	0	0	16.6	9.0	9.50	14.230	49.330	49.330
5.	RISCH	Valentin	GER	2005	4	5	6	4	6	6	4	5	6	6	0	0	14.8	9.2	9.20	14.020	47.220	47.220
6.	GARMANN	Lars	GER	2004	4	2	4	2	5	6	6	7	7	6	4	0	14.7	8.4	8.70	14.085	45.885	45.885
7.	DANNENBERG	Jan	GER	2005	6	4	6	4	4	4	6	4	6	8	0	0	14.8	8.0	9.50	13.300	45.600	45.600
8.	KRIVANEC	Max	CZE	2005	8	6	8	4	7	8	6	6	8	8	1	0	13.0	7.8	9.70	13.200	43.700	43.700



GymCity Open 2018 *Event subtitle*  
Individual trampoline – GCO 4 – Qualification

					S1	S2	S3	S4	S5	S6	S7	S8	S9	S10	L	A	E	D	H	Time	Total	Score
1.	HAGEN	Luis	GER	2005	1 5	1 4	2 4	2 4	2 4	0 2	2 4	2 2	2 4	4 5	2 4	0 0	18.0 15.8		9.50 9.40	16.245 15.500	43.745 49.600	93.345
2.	DANIS	Emirhan	TUR	2005	0 4	2 2	1 2	2 4	0 2	2 1	2 2	2 4	1 4	2 5	0 0	0 0	18.6 17.0		9.90 9.20	14.320 13.775	42.820 49.575	92.395
3.	FEYH	Miguel	GER	2005	0 4	2 4	2 6	2 4	2 2	4 4	4 2	2 2	2 3	4 6	0 0	0 0	17.6 16.3		9.40 9.60	15.040 14.740	42.040 50.340	92.380
4.	TOROGLU	Ismail Eren	TUR	2004	1 5	2 2	2 6	2 3	4 4	4 2	2 4	1 4	2 2	2 4	1 0	0 0	17.7 16.4		9.60 9.60	15.075 14.210	42.375 49.210	91.585
5.	RISCH	Valentin	GER	2005	0 4	2 4	2 4	2 6	2 6	4 5	4 4	3 4	3 4	4 8	2 4	0 0	17.2 14.7		9.30 9.30	15.285 14.510	41.785 47.710	89.495
6.	GARMANN	Lars	GER	2004	2 2	1 2	2 4	4 4	2 2	2 4	4 4	3 6	2 5	4 4	2 4	0 0	17.2 15.9		9.40 8.90	14.655 14.365	41.255 46.965	88.220
7.	DANNENBERG	Jan	GER	2005	4 6	2 4	2 6	4 6	2 6	2 6	4 7	4 6	4 6	4 6	0 0	0 0	16.8 14.1		9.50 9.60	13.955 13.430	40.255 44.930	85.185
8.	KRIVANEC	Max	CZE	2005	3 8	2 5	3 8	4 4	3 4	4 7	6 6	3 6	4 7	4 6	0 0	0 0	16.4 13.9		9.10 9.40	13.450 13.475	38.950 44.575	83.525
9.	GLADJUK	Michael	GER	2005	3 6	5 4	2 6	4 4	6 4	5 5	6 5	4 6	6 6	6 6	0 0	0 0	15.3 14.8		9.60 9.20	13.180 12.810	38.080 44.210	82.290
10.	BILLVÉN EDHAMMAR	Vilhelm	SWE	2005	3 6	5 8	4 8	4 6	5 4	4 6	4 4	4 4	5 6	5 6	2 0	0 0	15.5 12.8		9.40 8.10	15.075 12.425	39.975 40.625	80.600
11.	SIÖBLOM	Linus	SWE	2005	4 6	6 9	6 10	5 8	6 6	4 8	6 8	4 6	6 6	8 9	4 4	0 0	14.1 12.0		9.20 9.00	13.850 12.530	37.150 41.930	79.080
12.	VLITAKIS	Pavlos	GER	2005	3 6	4 8	6 6	6 7	6 7	8 7	6 6	5 6	4 6	6 6	0 4	0 0	14.6 13.1		9.30 9.00	12.770 12.585	36.670 41.885	78.555

					S1	S2	S3	S4	S5	S6	S7	S8	S9	S10	L	A	E	D	H	Time	Total	Score
13.	POVÝŠIL	Radek	 CZE	2004	6	6	6	8	6	4	4	6	8	9	0	0	13.7		9.30	12.600	35.600	77.240
					6	6	6	6	6	6	8	6	6	8	4	0	13.2	6.4	9.30	12.740	41.640	
14.	KOLÁŘ	Daniel	 CZE	2004	6	6	6	6	8	6	6	7	6	6	2	0	13.5		9.10	13.220	35.820	76.245
					8	7	8	6	8	8	8	8	8	8	0	0	12.3	5.6	9.10	13.425	40.425	
15.	FENKL	Sean	 GER	2005	6	6	4	6	6	6	8	6	6	8	0	0	13.8		9.70	12.440	35.940	76.070
					6	7	8	7	6	8	7	7	6	10	0	0	12.8	5.7	9.60	12.030	40.130	
16.	VODICKA	Kuba	 CZE	2005	4	8	6	6	8	6	6	5	6	9	1	0	13.5		9.30	13.225	36.025	74.485
					10	7	9	10	10	10	10	9	8	10	10	0	9.7	6.8	9.00	12.960	38.460	
17.	UVAROVŠ	Dmitrijs	 LAT	2005	0	2	2	2	2	2	2	2	2	6	0	0	17.8		9.50	14.510	41.810	56.265
					0	2	2									0	5.6	1.4	2.90	4.555	14.455	
18.	VON HEIDEMAN	Linus	 SWE	2004	2	4	2	5	7	5	6	4	5	6	2	0	15.2		9.40	15.020	39.620	44.870
					6											0	1.4	1.3	1.00	1.550	5.250	



GymCity Open 2018 *Event subtitle*  
Individual trampoline – GCO 5 – Final

					S1	S2	S3	S4	S5	S6	S7	S8	S9	S10	L	A	E	D	H	Time	Total	Score
1.	TOSUNER	Cansin	TUR	2002	5	3	4	2	4	4	4	2	4	4	2	0	16.2	9.5	9.20	14.585	49.485	49.485
2.	STÖHR	Gabriela	GER	2002	2	4	4	4	5	4	4	4	4	5	0	0	16.0	8.6	9.60	15.105	49.305	49.305
3.	LARSSON	Linnea	SWE	2002	4	4	4	5	4	4	4	4	4	4	2	0	15.7	9.0	9.10	14.975	48.775	48.775
4.	ZIMMERHACKEL	Jana	GER	2003	4	4	4	4	4	4	2	4	4	4	0	0	16.2	8.6	9.40	14.310	48.510	48.510
5.	PAPE	Nina	GER	2003	2	3	4	4	2	2	3	4	4	6	2	0	16.4	7.3	9.30	14.855	47.855	47.855
6.	LUEG	Fabienne	GER	2002	5	6	5	4	4	6	4	4	4	4	0	0	15.4	8.2	9.40	13.740	46.740	46.740
7.	KÖHLER	Lilly-Sophie	GER	2003	4	4	5	6	5	4	5	6	6	6	2	0	14.7	8.2	9.50	14.225	46.625	46.625
8.	ZLOCZEWSKA	Maja	POL	2002	4	5	6	4	3	2	4	4	6	6	2	0	15.4	8.3	9.30	13.620	46.620	46.620
9.	LAUHÖFER	Saskia	GER	2003	6	4	5	8	7	7	6	6	6	8	1	0	13.6	9.9	8.90	14.115	46.515	46.515





GymCity Open 2018 *Event subtitle*  
Individual trampoline – GCO 5 – Qualification

					S1	S2	S3	S4	S5	S6	S7	S8	S9	S10	L	A	E	D	H	Time	Total	Score
1.	TOSUNER	Cansin	TUR	2002	2 5	2 4	4 6	2 4	3 4	4 4	3 4	2 2	2 4	2 4	0 1	0 0	17.4 15.8		9.40 9.50	15.105 14.605	41.905 49.405	91.310
2.	STÖHR	Gabriela	GER	2002	6 3	4 2	2 4	4 6	3 5	2 5	6 3	6 4	4 4	5 4	0 0	0 0	15.8 16.0		9.40 9.50	15.400 15.290	40.600 49.390	89.990
3.	PAPE	Nina	GER	2003	1 2	2 2	2 4	3 4	4 2	2 4	4 2	4 4	4 6	5 6	0 2	0 0	16.9 16.2		9.40 9.70	15.075 14.810	41.375 48.010	89.385
4.	LARSSON	Linnea	SWE	2002	0 4	2 6	2 6	4 6	5 6	6 6	4 6	3 4	4 4	5 6	2 1	0 0	16.3 14.5		9.40 9.10	15.180 14.585	40.880 47.185	88.065
5.	LAUHÖFER	Saskia	GER	2003	2 6	2 4	2 6	4 7	6 6	3 8	4 6	4 6	4 6	4 6	2 1	0 0	16.3 13.8		9.30 9.20	15.285 14.160	40.885 47.160	88.045
6.	ZIMMERHACKEL	Jana	GER	2003	2 4	3 4	3 4	4 3	3 4	4 4	3 4	3 5	4 4	4 4	20 0	0 0	14.7 16.0		9.50 9.70	14.990 14.420	39.190 48.720	87.910
7.	LUEG	Fabienne	GER	2002	3 4	2 6	2 7	2 4	5 5	2 4	4 4	4 4	4 4	6 4	2 2	0 0	16.4 15.2		9.70 9.60	14.275 13.790	40.375 46.790	87.165
8.	ZLOCZEWSKA	Maja	POL	2002	1 4	2 4	2 6	3 4	5 3	4 2	5 5	6 4	4 7	4 8	2 4	0 0	16.2 14.9		9.70 9.70	14.240 13.845	40.140 46.745	86.885
9.	KÖHLER	Lilly-Sophie	GER	2003	2 4	3 4	0 6	3 6	2 4	4 3	4 4	6 6	4 4	5 6	1 2	0 0	16.6 15.1		9.40 9.30	14.410 13.850	40.410 46.450	86.860
10.	SCHWARTZ	Nadine	GER	2003	4 4	0 6	4 6	4 7	3 4	4 4	5 4	4 5	5 4	8 6	2 0	0 0	15.7 15.0		9.70 9.60	13.950 13.615	39.350 46.815	86.165
11.	VOS DE	Maura	NED	2002	4 6	4 5	4 8	4 8	2 8	6 6	6 6	4 6	4 6	4 6	2 2	0 0	15.6 13.3		9.60 9.00	15.175 14.220	40.375 45.720	86.095
12.	MILEROVA	Klara	CZE	2002	4 4	4 8	4 8	6 4	6 6	4 8	6 8	4 5	5 6	4 6	0 2	0 0	15.3 13.5		9.20 9.70	14.435 14.190	38.935 46.390	85.325

					S1	S2	S3	S4	S5	S6	S7	S8	S9	S10	L	A	E	D	H	Time	Total	Score
13.	SEIDEL	Lisa Marie	 GER	2003	2	2	0	4	4	4	4	5	3	4	2	0	16.6		9.40	14.205	40.205	85.150
					6	5	6	8	8	6	6	4	5	5	0	0	14.1	8.6	8.90	13.345	44.945	
14.	JUNKER	Ajana	 GER	2003	2	4	2	4	6	3	4	4	4	4	0	0	16.3		9.60	14.215	40.115	84.750
					6	4	6	6	6	7	7	6	6	6	0	0	14.0	7.7	9.20	13.735	44.635	
15.	FLECK	Ann-Katrin	 GER	2003	2	4	1	4	4	4	4	6	4	6	0	0	16.1		9.00	13.900	39.000	84.585
					5	6	6	7	5	6	6	4	4	6	2	0	14.3	8.7	9.00	13.585	45.585	
16.	MELIN	Clara	 SWE	2003	4	3	4	4	4	2	4	4	4	6	2	0	15.9		9.20	14.000	39.100	83.795
					4	3	1	4	4	4	4	4	5	6	4	0	15.7	5.7	9.30	13.995	44.695	
17.	HUSLAROVA	Natalie	 CZE	2003	6	4	6	6	5	6	6	4	5	6	0	0	14.6		9.70	13.980	38.280	83.785
					6	4	6	8	6	4	6	6	6	6	2	0	14.0	8.0	9.70	13.805	45.505	
18.	ELISSON	Siri	 SWE	2003	4	4	6	8	4	4	4	4	4	5	0	0	15.3		9.30	13.395	37.995	82.460
					6	4	8	7	6	7	6	4	4	8	4	0	13.6	8.1	9.70	13.065	44.465	
19.	HEIMAN	Lova	 SWE	2003	4	8	6	6	6	6	6	4	4	6	0	0	14.4		9.30	13.730	37.430	82.430
					7	6	6	6	6	6	6	6	6	6	0	0	13.9	8.1	9.30	13.700	45.000	
20.	KÖNIG	Loreéna	 GER	2003	4	4	4	5	6	4	6	8	6	6	0	0	14.7		9.50	13.545	37.745	81.890
					6	6	6	6	7	4	4	6	6	6	2	0	14.1	7.7	9.30	13.045	44.145	
21.	VAVŘINOVÁ	Natálie	 CZE	2003	4	6	6	6	4	4	6	3	6	8	2	0	14.5		9.20	14.800	38.500	78.985
					5	5	6	6	8	7	6	4	6		0	12.7	6.9	8.00	12.885	40.485		
22.	JÁNOŠÍKOVÁ	Eva	 CZE	2002	2	4	6	5	4	5	6	6	6	6	0	0	15.0		9.00	13.410	37.410	76.970
					8	5	6	6	4	6	7	6	8		0	12.4	6.8	8.30	12.060	39.560		
23.	ERNIŠA	Lara	 SLO	2003	6	8	6	6	6	8	8	5	6	10	20	0	11.1		9.60	13.920	34.620	75.815
					8	7	6	8	8	10	8	7	7	6	3	0	12.2	6.1	9.20	13.695	41.195	
24.	HEUVEL, VAN DEN	Caitlin	 NED	2003	2	2	3	4	2	4	2	4	2	4	2	0	16.9		9.40	15.365	41.665	61.310
					5	4	6	8							0	5.7	4.4	3.60	5.945	19.645		
25.	KORBELOVA	Sarka	 CZE	2002	2	2	4	2	2	4	4	2	4	4	1	0	16.9		9.10	14.600	40.600	45.910
					6										0	1.4	1.5	0.90	1.510	5.310		
26.	KRIVANCOVA	Agata	 CZE	2003	6	4	6	6	6	6	6	4			0	11.6		7.50	11.495	30.595	38.795	
					8	10									0	2.2	1.6	1.60	2.800	8.200		

					S1	S2	S3	S4	S5	S6	S7	S8	S9	S10	L	A	E	D	H	Time	Total	Score
27.	BENJESTORF	Mara	Ger	2003	6	7										0	2.7		2.00	2.870	7.570	12.500
					6											0	1.4	1.3	0.90	1.330	4.930	



GymCity Open 2018 *Event subtitle*  
Individual trampoline – GCO 6 – Final





					S1	S2	S3	S4	S5	S6	S7	S8	S9	S10	L	A	E	D	H	Time	Total	Score
1.	LAUXTERMANN Caio		GER	2003	4	4	4	3	4	4	4	4	4	4	2	0	15.9	13.3	9.20	16.440	54.840	54.840
2.	PERZAMANOS Zak		GBR	2003	4	4	4	6	4	4	6	4	4	6	1	0	15.3	14.2	9.10	15.775	54.375	54.375
3.	ROESLER Manuel		GER	2002	4	4	4	4	4	6	5	6	5	5	1	0	15.2	13.3	9.20	15.865	53.565	53.565
4.	PILPACH David		CZE	2002	4	3	4	4	4	5	6	6	5	6	0	0	15.3	9.9	9.00	15.355	49.555	49.555
5.	GASCHE Jon Luca		GER	2002	5	4	4	6	6	6	6	4	4	6	0	0	14.9	9.7	9.10	15.380	49.080	49.080
6.	FJODOROVS Ilja		LAT	2003	4	4	4	4	5	6	6	8	6	7	2	0	14.4	9.9	8.70	15.925	48.925	48.925
7.	SORMAN Emre		NED	2002	7	4	8	6	8							0	6.7	6.1	4.20	7.950	24.950	24.950
8.	BUDDE Max Otto Jörn		GER	2002	4											0	1.6	1.8	1.00	1.815	-0.2 → 6.015	6.015



GymCity Open 2018 *Event subtitle*  
Individual trampoline – GCO 6 – Qualification

					S1	S2	S3	S4	S5	S6	S7	S8	S9	S10	L	A	E	D	H	Time	Total	Score	
1.	ROESLER	Manuel		GER	2002	0	0	1	2	2	0	2	4	1	2	0	0	18.6		9.70	17.080	45.380	99.470
						4	5	4	4	6	6	4	4	4	6	0	0	15.3	13.3	9.30	16.190	54.090	
2.	LAUXTERMANN	Caio		GER	2003	0	0	2	2	2	4	2	2	0	2	0	0	18.4		9.50	16.910	44.810	99.145
						4	4	4	3	5	4	4	4	4	5	0	0	15.9	13.3	9.00	16.135	54.335	
3.	PERZAMANOS	Zak		GBR	2003	0	0	2	0	2	4	2	2	2	2	0	0	18.2		9.00	16.645	43.845	98.785
						4	4	4	4	5	4	5	4	4	5	2	0	15.5	14.2	9.50	15.740	54.940	
4.	BUDDE	Max Otto Jörn		GER	2002	0	0	1	2	2	0	2	3	2	2	0	0	18.4		9.60	17.150	45.150	98.025
						4	2	4	2	4	2	4	4	4	3	2	0	16.5	10.8	9.10	16.475	52.875	
5.	FJODOROV	Ilja		LAT	2003	1	0	2	3	2	2	2	3	3	2	0	0	18.0		9.40	16.745	44.145	96.385
						6	5	7	6	6	4	6	6	6	7	0	0	14.1	13.1	9.30	15.740	52.240	
6.	GASCHE	Jon Luca		GER	2002	1	2	2	2	2	1	4	4	2	4	4	0	17.2		9.30	16.050	42.550	92.855
						5	2	4	3	4	4	6	2	4	4	4	0	15.8	9.7	9.30	15.505	50.305	
7.	PILPACH	David		CZE	2002	3	2	2	2	4	4	3	6	4	4	0	0	16.6		9.30	15.485	41.385	91.820
						4	4	4	5	4	4	4	4	5	5	0	0	15.7	10.0	9.20	15.535	50.435	
8.	SORMAN	Emre			2002	0	2	1	2	3	2	2	2	4	4	2	0	17.6		9.50	16.535	43.635	91.630
			NED			8	8	8	6	8	6	8	8	6	10	2	0	12.2	11.4	9.20	15.195	47.995	
9.	TIELEMAN	Nard			2003	1	3	2	2	2	4	2	3	4	4	0	0	17.3		9.50	16.280	43.080	91.590
			NED			6	3	6	7	6	5	8	7	8	6	2	0	13.6	10.5	9.20	15.210	48.510	
10.	HOFMANN	Simon		GER	2003	0	0	2	2	2	2	4	4	2	4	0	0	17.8		9.10	15.120	42.020	90.800
						6	7	6	5	6	8	6	3	4	8	4	0	13.7	11.2	9.40	14.480	48.780	
11.	PAZOUR	Marius		AUT	2003	2	2	2	3	4	4	4	4	4	4	3	0	16.4		9.40	15.650	-0.2 →	90.420
						6	4	6	4	6	6	4	5	6	8	2	0	14.3	10.1	9.20	15.570	41.250	49.170

					S1	S2	S3	S4	S5	S6	S7	S8	S9	S10	L	A	E	D	H	Time	Total	Score
12.	RAMACHER	Simon	 GER	2002	2	2	3	4	2	2	4	4	2	8	2	0	16.5		9.20	16.265	-2.0 →	88.615
					4	4	4	8	5	4	4	3	9	6	2	0	14.7	8.8	9.20	15.950	39.965	48.650
13.	TUTTAS	Joshua	 GER	2002	2	2	3	2	2	2	4	6	4	5	1	0	16.7		9.40	14.925	41.025	87.685
					8	6	6	8	6	8	5	6	6	6	0	0	13.5	9.6	9.10	14.460	46.660	
14.	KJELLEN	Lucas	 SWE	2003	6	4	6	4	5	5	4	6	4	6	4	0	14.6		9.60	15.945	40.145	87.640
					6	6	7	6	6	4	6	6	6	8	20	0	11.9	11.1	8.80	15.695	47.495	
15.	VOLLRATH	Leon	 GER	2002	4	3	4	6	4	5	4	4	4	4	0	0	15.8		9.20	14.970	39.970	87.460
					6	4	6	4	6	8	6	6	6	9	2	0	13.7	10.1	9.20	14.490	47.490	
16.	REMPALSKI	Kacper	 POL	2003	2	2	2	3	6	4	6	2	2	4	2	0	16.5		9.70	15.475	41.675	86.515
					2	2	4	1	2	2	2	2	4			0	15.9	5.9	8.60	14.440	44.840	
17.	VĚCHET	Pavel	 CZE	2002	2	2	4	4	4	4	6	8	4	5	2	0	15.5		9.00	15.955	40.455	86.200
					6	4	8	8	8	9	8	8	6	8	4	0	12.3	10.3	8.50	14.645	45.745	
18.	SCHMIDTKE	Tony	 GER	2002	4	3	4	2	6	4	4	4	4	6	0	0	15.9		9.40	14.795	40.095	85.715
					6	8	8	10	6	7	8	5	6	8	1	0	12.7	9.2	9.30	14.420	45.620	
19.	KREZELOK	Kordian	 POL	2003	2	2	6	3	4	4	2	4	4	6	2	0	16.1		9.20	15.430	40.730	85.340
					2	6	4	6	6	6	4	4	2			0	14.0	8.4	8.70	13.510	44.610	
20.	REUS	Martijn	 NED	2002	4	4	2	4	5	4	6	4	4	6	2	0	15.5		9.20	15.035	39.735	85.225
					6	8	10	6	8	7	6	6	6	8	2	0	12.7	9.4	9.30	14.090	45.490	
21.	MELNICHUK	Eduard	 GER	2003	2	2	4	4	6	4	5	4	4	4	4	0	15.7		9.30	15.270	40.270	85.080
					6	4	8	4	4	9	6	6	6	5	0	0	14.2	8.4	9.40	14.810	-2.0 →	44.810
22.	OLSSON	Alvin	 SWE	2003	4	2	6	6	8	7	8	6	6	6	0	0	14.1		9.20	13.915	37.215	82.550
					6	8	8	6	6	6	8	6	6	8	0	0	13.2	8.7	9.40	14.035	45.335	
23.	GARCIA	Matias	 COL	2003	4	4	4	6	5	6	4	7	5	6	2	0	14.7		8.90	13.970	37.570	78.605
					7	6	8	10	7	10	8	8	6	4	3	0	12.3	6.0	9.30	13.435	41.035	
24.	ADAMIČ	Janez	slo	2003	4	4	6	6	4	6	6	6	4	6	2	0	14.6		9.20	13.835	-4.0 →	76.145
					7	6	8	9	6	8	6	6	8	8	2	0	12.6	7.5	9.00	13.410	33.635	42.510

					S1	S2	S3	S4	S5	S6	S7	S8	S9	S10	L	A	E	D	H	Time	Total	Score	
25.	HOPFGARTNER	Georg		AUT	2002	6	4	6	5	5	6	6					0	10.2		6.60	10.415	27.215	72.915
						6	6	8	8	8	7	7	6	7	9	4	0	12.4	9.8	9.10	14.400	45.700	
26.	DETYNA	Jonatan		POL	2003	2	1	2	2	6	4	4	4	3	4	2	0	16.6		9.50	15.710	41.810	69.360
						6	6	8	8	8	10						0	7.4	5.9	5.40	8.850	27.550	
27.	ARMSTRONG	Robert		GBR	2003	0	4	4	6								0	6.6		3.70	6.395	16.695	64.435
						6	9	8	8	6	5	6	8	6	8	2	0	12.8	11.0	8.90	15.040	47.740	
28.	WEIGEL	Tim		GER	2002	4	6	6	6	8	8	10	10	7	10	0	0	12.5		9.10	13.605	35.205	56.305
						8	9	8	10	8							0	5.7	3.5	4.50	7.400	21.100	



GymCity Open 2018 *Event subtitle*  
Individual trampoline – GCO 7 – Final












					S1	S2	S3	S4	S5	S6	S7	S8	S9	S10	L	A	E	D	H	Time	Total	Score
1.	BROWNSEY Louise		GBR	2000	6	5	5	4	6	4	4	5	4	4	2	0	15.1	12.2	9.20	15.135	51.635	51.635
2.	BUCHHOLZ Charmaine		GER	2000	6	4	6	4	4	6	4	2	4	4	0	0	15.6	11.4	9.10	14.995	51.095	51.095
3.	AMEDICK Carlotta		GER	2000	6	4	4	4	6	6	3	4	4	6	0	0	15.3	10.7	9.40	15.315	50.715	50.715
4.	MAYER Melina		GER	2000	4	3	4	2	4	5	6	3	4	4	0	0	16.1	9.7	9.20	14.705	49.705	49.705
5.	WOODALL Natasha		GBR	2000	4	3	5	3	4	4	6	6	5	6	0	0	15.4	10.0	9.10	14.205	48.705	48.705
6.	BÄDORF Nora		GER	2000	4	5	4	2	4	4	4	4	4	6	0	0	15.9	8.5	9.30	13.870	47.570	47.570
7.	SÜSS Annika		GER	2001	2	3	4	6	7	6	8	8	6	6	0	0	14.4	8.6	9.20	14.270	46.470	46.470
8.	MÖLTERS Jasmin		GER	2001	4	2	4	6	4	4	6	4	5	6	20	0	13.5	8.3	9.20	14.825	45.825	45.825





GymCity Open 2018 *Event subtitle*  
Individual trampoline – GCO 7 – Qualification

						S1	S2	S3	S4	S5	S6	S7	S8	S9	S10	L	A	E	D	H	Time	Total	Score
1.	AMEDICK	Carlotta		GER	2000	0 4	2 4	2 4	2 4	0 4	2 5	2 3	3 4	1 4	2 6	0 0	0 0	18.4 15.8		9.80 9.70	15.720 15.140	43.920 51.340	95.260
2.	BROWNSEY	Louise		GBR	2000	0 6	0 6	2 6	1 4	2 6	0 4	3 6	0 6	2 6	4 6	0 0	0 0	18.6 14.4		9.60 9.30	15.745 14.655	43.945 50.555	94.500
3.	BUCHHOLZ	Charmaine		GER	2000	1 6	2 4	0 6	1 6	2 5	2 6	2 6	2 3	2 4	2 4	0 0	0 0	18.4 15.0		9.60 9.40	15.885 14.805	43.885 50.605	94.490
4.	MAYER	Melina		GER	2000	0 4	2 3	0 6	2 4	4 6	1 6	2 6	2 3	2 4	4 5	0 2	0 0	18.1 15.1		9.60 9.00	15.070 14.335	42.770 48.135	90.905
5.	SÜSS	Annika		GER	2001	1 2	2 2	0 4	3 6	2 6	2 6	4 6	4 6	2 5	6 5	0 2	0 0	17.4 15.0		9.20 9.40	14.755 14.420	41.355 47.420	88.775
6.	BÄDORF	Nora		GER	2000	0 4	2 4	2 5	4 3	2 3	2 4	4 6	2 5	2 4	4 8	0 0	0 0	17.6 15.4		9.70 9.20	14.290 13.975	41.590 47.075	88.665
7.	WOODALL	Natasha		GBR	2000	4 6	2 5	4 6	4 4	2 4	4 5	0 6	2 6	3 6	4 8	2 0	0 0	16.9 14.4		9.30 8.90	14.670 14.170	40.870 47.470	88.340
8.	MÖLTERS	Jasmin		GER	2001	4 5	4 2	4 5	4 6	6 4	2 4	5 6	4 4	3 6	4 8	1 0	0 0	15.9 15.0		9.40 9.30	14.640 14.385	39.940 46.985	86.925
9.	ROTHER	Kira		GER	2001	4 4	4 4	3 4	4 3	5 4	4 4	4 4	6 6	6 5	6 6	0 0	0 0	15.4 15.6		9.40 9.50	13.910 14.130	38.710 47.530	86.240
10.	SCHÜLLER	Paula		GER	2000	0 4	2 2	2 8	4 8	2 4	2 6	4 6	3 6	3 6	6 6	2 2	0 0	17.0 14.2		9.00 9.50	14.265 13.650	40.265 45.650	85.915
11.	GROENDIJK	Joska		NED	1997	2 6	4 4	4 6	3 8	5 4	3 6	3 4	4 3	6 5	7 6	0 2	0 0	15.9 14.6		9.70 9.10	14.085 14.010	39.685 45.710	85.395
12.	REDMAN	Sofia		SWE	2001	4 8	3 7	4 8	6 9	6 8	4 8	4 6	3 8	3 8	4 6	0 2	0 0	15.9 12.2		9.40 9.4	14.565 13.990	39.865 -0.2 → 44.890	84.755

					S1	S2	S3	S4	S5	S6	S7	S8	S9	S10	L	A	E	D	H	Time	Total	Score
13.	BAUMGÄRTNER	Michelle	 GER	1998	4 6	2 4	4 6	3 6	4 4	5 5	6 6	6 5	4 6	5 8	2 3	0 0	15.5 14.1		9.10 9.10	14.030 14.030	38.630 44.830	83.460
14.	LEITNER	Fabienne	 GER	1997	2 6	4 4	4 6	6 8	2 4	4 6	5 6	4 4	4 6	6	15	0 0	14.4 13.0		9.10 8.50	14.350 13.015	37.850 42.115	79.965
15.	KRONE	Malou	 GER	1998	0 1	2 2	4 4	4 4	4 2	4 2	6 4	6 4				0 0	13.0 16.4		7.50 9.10	11.270 13.875	31.770 45.775	77.545
16.	BECK	Sarina	 GER	2001	6 6	6 6	5 6	6 6	8 8	6 8	7 8	7 8	6 6	8 6	2 1	0 0	13.3 13.1		9.30 8.70	13.500 12.870	36.100 39.870	75.970
17.	FEIST	Fenja	 GER	1997	0 4	2 4	0 4	2	2	3	4	5	2	4	0	0 0	17.6 4.8		9.30 3.4	14.215 4.380	41.115 15.580	56.695
18.	STEIB	Nelia	 GER	2001	4 9	4 10	2 7	2	4	6	5	4	2	4	0	0 0	16.3 3.4		9.10 2.0	14.430 4.290	39.830 12.390	52.220
19.	LIZEKA	Fotini	 GER	2001	2 2	2 6	0	4	3	4	3	4	2	4	1	0 0	17.1 3.2		9.40 1.8	14.445 3.050	40.945 9.850	50.795
20.	BENDOVÁ	Michaela	 CZE	2001	2 4	2 6	4	4	4	3	6	4	4	6	4	0 0	15.7 3.0		8.50 2.3	15.010 3.135	39.210 10.035	49.245
21.	STAIBER	Selina	 GER	2001	0 4	1	0	2	2	2	2	2	2	4	0	0 0	18.3 1.6		9.10 1.5	15.110 1.535	42.510 5.635	48.145
22.	FABIG	Jana	 GER	2000	0 5	2	0	2	4	2	4	4	2	4	4	0 0	17.2 1.5		9.60 1.3	14.265 1.550	41.065 4.440	45.505
23.	SCHOLZ	Anna-Lena	 GER	2000	4 5	4	1	4	4	5	6	6	4	6	3	0 0	15.3 1.5		9.50 1.2	14.510 1.605	39.310 5.205	44.515



GymCity Open 2018 *Event subtitle*  
Individual trampoline – GCO 8 – Final

					S1	S2	S3	S4	S5	S6	S7	S8	S9	S10	L	A	E	D	H	Time	Total	Score
1.	WIZANI	Benny	AUT	2001	3	4	4	4	5	4	4	4	4	4	0	0	16.0	15.8	9.10	16.620	57.520	57.520
2.	KUHNERT	Christopher	GER	1998	4	4	5	6	6	6	6	6	4	6	0	0	14.7	15.0	9.00	16.470	55.170	55.170
3.	BUBNER	Jacob	GER	2001	5	6	6	6	6	4	4	4	4	6	0	0	14.9	12.1	9.10	15.490	51.590	51.590
4.	HARTMANN	Felix	GER	1999	1	1	2	4	2	4	4	4	4	4	4	0	16.6	8.6	9.50	16.590	51.290	51.290
5.	WYSKIEL	Maciej	POL	2001	4	6	6	4	4	3	6	4	4		0	13.9	12.4	7.90	14.800	49.000	49.000	
6.	SCHULDT	Matthias	GER	2000	4	4	4	4	4	6					0	9.4	9.2	5.40	10.255	34.255	34.255	
7.	NEUBERGER	Tobias	AUT	1998	6	6	6	4							0	5.8	5.6	3.50	6.350	21.250	21.250	
8.	OELLIG	Niklas	GER	1998	4										0	1.6	1.8	1.00	1.790	6.190	6.190	



GymCity Open 2018 *Event subtitle*  
Individual trampoline – GCO 8 – Qualification

					S1	S2	S3	S4	S5	S6	S7	S8	S9	S10	L	A	E	D	H	Time	Total	Score
1.	WIZANI	Benny		2001	1	1	0	2	0	2	2	0	2	3	0	0	18.7		9.20	18.080	45.980	104.620
			AUT		2	3	4	4	4	4	5	4	4	4	0	0	16.2	15.8	9.50	17.140	58.640	
2.	SCHULDT	Matthias		2000	0	2	1	2	1	4	2	2	3	4	1	0	17.8		9.40	17.585	44.785	100.780
			GER		4	4	6	4	6	6	6	5	4	5	3	0	14.7	15.4	9.20	16.695	55.995	
3.	WYSKIEL	Maciej		2001	0	2	2	0	2	2	3	4	3	3	2	0	17.7		9.50	17.560	44.760	99.070
			POL		4	6	6	4	4	4	4	4	5	4	20	0	13.5	15.0	9.30	16.510	54.310	
4.	OELLIG	Niklas		1998	2	2	2	3	0	2	3	4	4	4	2	0	17.2		9.30	17.310	43.810	98.000
			GER		4	6	4	6	6	6	6	6	6	7	3	0	14.0	15.0	8.80	16.390	54.190	
5.	KUHNERT	Christopher		1998	0	2	2	2	0	3	2	2	4	4	2	0	17.7		9.50	17.680	44.880	97.420
			GER		6	5	6	6	7	6	7	6	6	6	1	0	13.8	14.2	8.70	16.040	-0.2 → 52.540	
6.	BUBNER	Jacob		2001	1	0	2	4	2	2	3	4	2	3	2	0	17.5		9.50	16.220	43.220	95.370
			GER		4	4	6	4	4	4	4	4	4	5	0	0	15.7	11.5	9.00	15.950	52.150	
7.	HARTMANN	Felix		1999	1	1	2	4	2	2	4	4	4	2	2	0	17.2		8.90	16.630	42.730	95.035
			GER		0	2	2	4	1	2	4	4	4	4	1	0	17.2	8.6	9.70	16.805	52.305	
8.	NEUBERGER	Tobias		1998	0	2	2	2	3	4	4	2	4	6	3	0	16.8		9.20	16.550	42.550	93.355
			AUT		4	5	6	5	6	4	5	6	6	7	4	0	14.2	12.6	9.00	15.005	50.805	
9.	RIETSCHEL	Marc Tony		2000	2	3	4	3	2	5	6	4	4	4	2	0	16.1		9.40	16.380	41.880	93.195
			GER		5	4	4	4	6	6	6	6	6	8	4	0	14.1	13.5	8.70	15.015	51.315	
10.	WETERING, VAN DE	Joep		2001	3	4	2	4	4	4	4	4	4	3	0	0	16.4		9.50	16.410	42.310	92.520
			NED		6	4	6	4	6	6	6	6	6	7	0	0	14.3	11.4	9.20	15.310	50.210	
11.	OTTENBROS	Mads		1998	4	4	2	4	4	4	4	4	4	5	0	0	16.1		9.60	15.990	41.690	91.715
			NED		8	6	4	4	4	4	4	4	4	4	0	0	15.2	9.7	9.40	15.725	50.025	
12.	KWASSNY	Nils		2000	0	2	2	4	4	1	2	2	4	3	0	0	17.6		9.50	15.990	43.090	90.805
			GER		2	2	6	6	2	6	4	6	8	2	0	0	15.6	7.5	9.20	15.415	47.715	

					S1	S2	S3	S4	S5	S6	S7	S8	S9	S10	L	A	E	D	H	Time	Total	Score
13.	BEHRE	Louis	 GER	2001	2 1	2 2	2 2	4 4	2 2	4 4	2 6	0 4	5 4			0 0	15.7 16.4		8.20 9.40	14.510 16.125	38.410 49.925	88.335
14.	KLOPPENBURG	Nick	 GER	2001	2 8	4 6	4 8	6 6	6 8	4 8	4 8	4 8	4 7	6 8	4 2	0 0	15.2 12.3		8.90 8.80	14.890 14.750	38.990 45.650	84.640
15.	ERNST	Yannik	 GER	2001	2 6	4 7	6 8	8 8	6 8	2 9	5 10	4 4	4 4			0 0	15.3 8.4		9.40 8.7	15.895 10.545	40.595 33.645	74.240
16.	EMIR	Cueneyt	 GER	1997	0 4	1 4	1 4	2 4	0 5	2 2	6 4	4 4	4 6	6 6	0 0	16.8 7.9			9.30 7.6	17.210 8.605	43.310 28.505	71.815
17.	ZIESLER	Moritz	 GER	2001	4 4	4 6	2 8	3 6	4 6	6 8	5 6	7 6	6 6	4 4	0 0	14.9 9.6			9.40 6.3	15.020 9.785	39.320 31.985	71.305
18.	MOL	Jordy	 NED	2001	0 5	1 6	3 4	5 6		7 4	4 4	3 3	4 4			0 0	7.1 13.3		3.60 9.20	6.650 15.630	17.350 49.330	66.680
19.	YONTUCU	Huseyin Engin	 TUR	2000	0 6	0 4	1 4	2 5	2 6	2 4	2 6					0 0	11.3 10.5		5.60 6.20	10.655 11.890	27.555 38.490	66.045
20.	NEUWIRTH	Sebastian	 AUT	1999	2 6	3 4	2 6	3 2	0	2	4	4	4	3	0	0	17.3 6.2		9.60 4.6	15.830 6.405	42.730 21.105	63.835
21.	TITO	Alexei	 NED	2001	4 8	4 6	4 8	4	6	4	6	4	6	6	2	0	15.0 3.8		9.10 3.6	15.775 4.595	39.875 14.795	54.670
22.	BEST	Moritz	 GER	2000	0 3	0	1	2	0	2	1	2	2	3	0	0	18.7 1.7		9.20 1.8	17.365 1.765	45.265 6.265	51.530
23.	WREN	Darion	 GER	1998	0 4	2	2	2	0	2	3	2	2	4	2	0	17.9 1.6		9.50 1.8	17.640 1.810	45.040 6.210	51.250
24.	NOWAK	Tom	 GER	1997	0 4	2 4		4								0 0	3.8 6.4		2.00 6.1	3.825 6.700	9.625 22.700	32.325
25.	SWINKELS	Luuk	 NED	2001	1 6	2 4		6								0 0	3.7 4.4		1.80 4.2	3.580 4.965	9.080 16.265	25.345





GymCity Open 2018 *Event subtitle*  
Individual trampoline – GCO 9 – Final

					S1	S2	S3	S4	S5	S6	S7	S8	S9	S10	L	A	E	D	H	Time	Total	Score	
1.	ADAM	Leonie	GER	1993	4	4	4	4	5	3	4	4	4	4	0	0	16.0	12.9	9.40	16.185	54.485	54.485	
2.	MÜLLER	Silva	GER	1996	4	4	5	4	5	4	4	3	4	6	0	0	15.7	12.1	9.40	15.100	52.300	52.300	
3.	SCHURING	Romana	NED	1995	6	4	6	5	6	6	6	4	6	6	0	0	14.5	11.9	9.00	14.200	49.600	49.600	
4.	BET	Bo	NED	1995	6	4	5	6	4	6	5	4	6	8	2	0	14.4	10.3	9.20	15.115	49.015	49.015	
5.	SWITALSKA	Magdalena	POL	1993	8	4	8										0	4.0	3.8	2.50	4.665	14.965	14.965



GymCity Open 2018 *Event subtitle*  
Individual trampoline – GCO 9 – Qualification

					S1	S2	S3	S4	S5	S6	S7	S8	S9	S10	L	A	E	D	H	Time	Total	Score
1.	ADAM	Leonie	GER	1993	4	2	2	0	2	0	2	2	4	6	2	0	17.4	4.1	9.30	16.475	47.275	100.710
					4	4	5	4	6	4	4	4	4	8	0	0	15.3	12.9	9.30	15.935	53.435	
2.	MÜLLER	Silva	GER	1996	0	0	1	2	0	2	2	2	4	6	2	0	17.9	4.0	9.40	15.995	47.295	98.465
					4	4	4	4	6	4	4	4	4	7	2	0	15.3	12.1	9.10	14.670	51.170	
3.	SCHURING	Romana	NED	1995	0	2	2	2	2	2	6	4	4	5	0	0	17.1	4.5	8.90	15.320	45.820	95.480
					4	6	8	6	6	8	8	6	6	8	2	0	13.2	12.9	9.20	14.360	49.660	
4.	SWITALSKA	Magdalena	POL	1993	0	1	1	2	2	2	2	2	4	6	3	0	17.5	3.3	9.30	15.195	45.295	94.980
					6	4	6	3	6	5	5	6	6	6	0	0	14.7	10.8	9.40	14.785	49.685	
5.	BET	Bo	NED	1995	2	3	2	4	3	3	3	4	4	6	2	0	16.4	4.4	9.20	15.615	45.615	94.855
					6	5	6	6	6	4	4	4	6	8	1	0	14.4	10.5	9.30	15.040	49.240	
6.	GELEIJN	Bente	NED	1996	6	2	4	4	2	4	4	2	3	7	0	0	16.2	4.5	9.30	15.475	45.475	92.520
					4	2	4	2	4	6	8	6	6	8	4	0	14.6	9.2	8.70	14.545	47.045	
7.	FANGEROW	Sophie	GER	1998	0	6	3	4	3	4	4	3	5	6	0	0	16.2	2.4	9.50	13.300	41.400	82.225
					8	6	4	8	7	6	6	4	6	9	2	0	13.4	5.5	9.40	12.525	40.825	






GymCity Open 2018 *Event subtitle*  
Individual trampoline – GCO 10 – Final

					S1	S2	S3	S4	S5	S6	S7	S8	S9	S10	L	A	E	D	H	Time	Total	Score
1.	ZAKRZEWSKI Artur		POL	1993	4	3	4	5	6	4	4	6	6	6	2	0	15.0	17.1	8.90	16.920	57.920	57.920
2.	SONN Kyrylo		GER	1990	2	4	4	5	4	4	5	6	6	4	0	0	15.6	16.4	9.00	16.735	57.735	57.735
3.	GESSWEIN Tim-Oliver		GER	1996	3	4	4	6	5	4	6	6	4	6	2	0	15.0	15.2	9.20	16.805	56.205	56.205
4.	HOP Sven		NED	1997	4	6	5	4	4	4	4	4	4	5	4	0	15.2	13.0	8.80	15.510	52.510	52.510
5.	SCHMIDT Daniel		GER	1991	3	4	6	6	5	4	6	6	6			0	13.4	13.8	8.00	14.480	49.680	49.680
6.	STRONG Luke		GBR	1993	4	5	4	6	8							0	7.3	9.8	4.30	8.605	30.005	30.005
7.	PFLEIDERER Matthias		GER	1995	2	4	4	6								0	6.4	7.1	3.70	7.120	24.320	24.320
8.	SHERMAN Maksim		GER	1997	2	6										0	3.2	3.4	1.80	3.470	11.870	11.870



GymCity Open 2018 *Event subtitle*  
Individual trampoline – GCO 10 – Qualification

					S1	S2	S3	S4	S5	S6	S7	S8	S9	S10	L	A	E	D	H	Time	Total	Score
1.	ZAKRZEWSKI Artur	POL	1993	0	0	0	1	0	0	2	3	2	6	0	0	18.6	5.6	9.40	17.995	51.595	108.415	
				4	4	4	5	4	5	4	6	5	6	0	0	15.3	15.6	8.80	17.120	56.820		
2.	PFLEIDERER Matthias	GER	1995	0	0	0	2	0	0	2	2	2	4	0	0	18.8	5.2	9.60	18.010	51.610	107.500	
				4	5	6	8	6	6	5	6	6	6	2	0	14.0	15.8	9.30	16.790	55.890		
3.	STRONG Luke	GBR	1993	0	0	1	2	2	0	3	4	3	4	2	0	17.9	6.0	9.30	18.360	51.560	106.915	
				6	2	5	6	4	6	4	6	6	4	0	0	15.1	14.7	8.70	16.855	55.355		
4.	SONN Kyrylo	GER	1990	0	0	0	0	0	1	3	4	4	4	0	0	18.4	5.0	8.70	17.800	49.900	106.485	
				2	3	4	2	4	4	3	4	4	4	2	0	16.4	14.8	8.50	16.885	56.585		
5.	GESSWEIN Tim-Oliver	GER	1996	0	2	0	2	0	2	2	3	2	4	4	0	17.9	5.4	9.30	17.680	50.280	105.950	
				4	3	6	6	5	4	6	6	4	8	0	0	14.8	15.2	9.10	16.570	55.670		
6.	HOP Sven	NED	1997	1	0	0	2	1	2	2	4	4	4	0	0	18.0	5.5	9.50	16.765	49.765	104.475	
				4	6	4	6	6	4	5	6	4	6	1	0	14.8	15.2	9.60	15.110	54.710		
7.	SHERMAN Maksim	GER	1997	2	0	3	0	2	0	2	2	2	4	1	0	18.2	4.5	9.60	17.165	49.465	91.620	
				3	6	8	4	8	7	7	6			0	11.1	11.3	7.20	12.555	42.155			
8.	SCHMIDT Daniel	GER	1991	0	0	2	2	0	0	3	4	4	6	0	0	17.9	5.4	9.60	17.525	50.425	79.690	
				4	4	4	4	4						0	8.0	8.2	4.50	8.565	29.265			
9.	TEILLERS Roel	NED	1998	0	1	0	1	2	0	2	4	4	6	0	0	18.0	5.4	9.80	17.345	50.545	67.680	
				6	5	6								0	4.3	5.1	2.80	4.935	17.135			
10.	FRITZSCHE Lars	GER	1997	0	0	0	2	2	2	2	0	2	4	0	0	18.6	5.4	9.10	18.145	51.245	63.250	
				4	4									0	3.2	3.4	1.80	3.605	12.005			
11.	VOGEL Fabian	GER	1995	0	0	0	0	0	0	2	3	2	4	1	0	18.8	5.4	9.50	18.030	51.730	58.195	
				3										0	1.7	2.0	1.00	1.765	6.465			
12.	RIEDL Ladislav	CZE	1999	4	7	3	3	6	4	4	2	4	6	0	0	15.7	5.2	9.50	16.090	46.490	56.870	
				6	10									0	2.4	2.6	1.90	3.480	10.380			

					S1	S2	S3	S4	S5	S6	S7	S8	S9	S10	L	A	E	D	H	Time	Total	Score
13.	LINDQVIST	Niklas	 SWE	1996	2	2	4	4	4	2	6	6	6	8	1	0	15.5	4.3	9.40	16.560	45.760	51.865
					6											0	1.4	2.0	1.00	1.705	6.105	