





# XVI Paide lahtised MV trampoliinvõimlemises 2026 4-5.04.2026

## Individual trampoline – LASTEKLASS TÜDRUKUD – Final

Place	Surname	Given name	Repr	Year	Level	S1	S2	S3	S4	S5	S6	S7	S8	S9	S10	L	A	E	D	HD	ToF	P	Total	Score
1.	TAMM	Lisandra	 BG	2014		6	4	3	5	4	5	7	7	6	10	0	0	14.3	4.8	9.45	11.740		40.290	40.290
2.	RINNE	Melinda	TRAPS	2015		6	8	4	6	6	4	6	5	6	8		2	13.9	4.4	9.10	12.570		39.970	39.970
3.	SELTER	Theodora Helene	KATI	2014		7	10	10	8	10	8	8	6	6	8		1	11.8	7.1	8.80	11.860		39.560	39.560
4.	RAUDAVALA	Emma Joanna	KATI	2014		6	6	4	8	6	6	6	6	7	5		2	13.8	3.1	9.75	12.730		39.380	39.380
5.	KAAR	Marleen	TRAPS	2015		5	6	4	5	6	7	7	6	6	6		0	14.2	4.4	8.95	11.540		39.090	39.090
6.	SEI	Lisell	 BG	2015		7	6	6	6	7	7	7	8	8		1	10	13.0	4.3	9.10	10.970		37.370	37.370
7.	STREISTERMANE	Šarlote	ELITE Gymnastics School	2015		5	6	8	6	5	4	6	6	7	7		0	14.0	2.4	9.80	10.560		36.760	36.760
8.	SAAGIM	Maarja-Liisa	KATI	2014		8	7	8									0	3.7	2.9	2.70	4.200		13.500	13.500


### Legend

**E** – Execution **D** – Difficulty **HD** – Displacement **ToF** – Time of flight **P** – Penalty **Total** – Routine score **Score** – Result



# XVI Paide lahtised MV trampoliinvõimlemises 2026 4-5.04.2026

## Individual trampoline – MINIKLASS TÜDRUKUD – Final

Place	Surname	Given name	Repr	Year	Level	S1	S2	S3	S4	S5	S6	S7	S8	S9	S10	L	A	E	D	HD	ToF	P	Total	Score
1.	BASIHINA	Jana	ELITE Gymnastics School	2017		6	6	6	8	6	4	4	6	8	6	0	0	14.0	3.3	9.60	9.820		36.720	36.720
2.	FEDORENKOVA	Evelina	ELITE Gymnastics School	2017		6	6	4	4	4	4	6	4	5	7	2	0	14.8	1.9	9.20	10.520		36.420	36.420
3.	KILK	Loore	TWISTER	2017		7	6	7	8	5	5	5	5	6	8	2	0	13.6	2.4	9.35	9.890		35.240	35.240
4.	DANILOV	Säde	TWISTER	2017		9	6	7	9	5	6	5	5	7	8	1	0	13.2	1.8	9.70	8.720		33.420	33.420
5.	SILM	Doris	KATI	2017		7	7	5	6	6	6	6	6	8	9	4	0	13.0	1.2	9.65	8.700		32.550	32.550
6.	LEND	Mia	 BG	2019		6	6	6	6	6	5	5	6	8	8	1	0	13.7	1.2	9.80	7.350		32.050	32.050
7.	TIKERPALU	Ariel	 BG	2018		6	6	7	6	6	6	6	6			0		11.1	1.7	7.55	9.150		29.500	29.500
8.	KALMA	Elenor	 Twister	2018		7	8										0	2.5	0.2	2.00	1.630		6.330	6.330


### Legend

**E** – Execution **D** – Difficulty **HD** – Displacement **ToF** – Time of flight **P** – Penalty **Total** – Routine score **Score** – Result



# XVI Paide lahtised MV trampoliinvõimlemises 2026 4-5.04.2026

## Individual trampoline – NOORTEKLASS POISID – Final

Place	Surname	Given name	Repr	Year	Level	S1	S2	S3	S4	S5	S6	S7	S8	S9	S10	L	A	E	D	HD	ToF	P	Total	Score
1.	CIMURS	Alekss	ELITE Gymnastics School	2012		6	5	6	6	6	6	6	5	8	7	2	0	13.7	4.6	9.70	12.690		40.690	40.690
2.	JOALA	Kaur	TRAPS	2011		7	7	9	7	9	8	8	8	7			0	11.0	3.4	8.35	12.340		35.090	35.090
3.	ANTON	Oliver	AKROS	2013		7	8	8	8	7	6	8	8	8	9	20	0	10.3	3.3	9.00	11.580		34.180	34.180
4.	VOLTRI	Rihard	 BG	2012		7	6	8									0	3.9	3.0	2.40	4.350		13.650	13.650

### Legend

**E** – Execution **D** – Difficulty **HD** – Displacement **ToF** – Time of flight **P** – Penalty **Total** – Routine score **Score** – Result



# XVI Paide lahtised MV trampoliinvõimlemises 2026 4-5.04.2026

## Individual trampoline – NOORTEKLASS TÜDRUKUD – Final

Place	Surname	Given name	Repr	Year	Level	S1	S2	S3	S4	S5	S6	S7	S8	S9	S10	L	A	E	D	HD	ToF	P	Total	Score
1.	ROSENBERG	Laura Lisette	TWISTER	2011		7	8	8	7	6	6	7	7	9	9	0	0	12.6	9.7	9.00	13.170		44.470	44.470
2.	SIRMBARDE	Leona	ELITE Gymnastics School	2013		7	6	7	6	6	6	8	6	6	8	0	0	13.4	8.6	9.15	13.030		44.180	44.180
3.	ZOLGO	Ode	 BG	2011		8	6	7	6	6	6	6	7	7	8	0	0	13.3	7.1	9.00	14.010		43.410	43.410
4.	ROSENBERG	Melissa Maria	TWISTER	2011		7	6	6	9	7	6	6	5	4	6	1	0	13.7	6.7	9.25	12.690		42.340	42.340
5.	MIŠČENKOVA	Karolina	ELITE Gymnastics School	2013		8	6	6	9	6	6	8	7	8	8	2	0	12.6	7.9	8.70	12.600		41.800	41.800
6.	LEND	Kirtel	 BG	2012		6	8	8	9	10	10	8	8	8	7	2	0	11.6	4.2	9.00	12.370		37.170	37.170
7.	MARTIN	Isabel	KATI	2013		6	6	6	7	8	6	8	7	7	6	2	0	13.1	3.1	9.00	11.770		36.970	36.970
8.	PIHLAK	Marleen	TWISTER	2013		8	10									0	0	2.2	1.2	1.65	2.350		7.400	7.400





### Legend

**E – Execution D – Difficulty HD – Displacement ToF – Time of flight P – Penalty Total – Routine score Score – Result**



# XVI Paide lahtised MV trampoliinvõimlemises 2026 4-5.04.2026

## Individual trampoline – LASTEKASS TÛDRUKUD – Qualification

Place	Surname	Given name	Repr	Year	Level	S1	S2	S3	S4	S5	S6	S7	S8	S9	S10	L	A	E	D	HD	ToF	P	Total	Score
1.	SAAGIM	Maarja-Liisa	KATI	2014		6	6	5	5	6	6	5	4	6	8	2	0	14.1	9.40	14.000			37.500	81.450
						7	6	8	8	7	6	9	6	8	8	0	0	12.7	8.3	9.25	13.700		43.950	
2.	SELTNER	Theodora Helene	KATI	2014		6	6	4	6	6	5	4	6	6	8	0	0	14.3	9.70	12.660			36.660	76.370
						10	10	9	8	9	8	6	7	9	8	1	0	11.5	7.1	9.00	12.110		39.710	
3.	RINNE	Melinda	TRAPS	2015		6	5	6	5	6	4	5	5	6	4	1	0	14.7	9.90	12.600			37.200	76.010
						7	9	6	6	8	6	7	6	8	9	2	0	12.6	4.4	9.55	12.260		38.810	
4.	KAAR	Marleen	TRAPS	2015		6	4	5	4	6	4	4	5	6	6	0	0	15.0	9.80	11.260			36.060	75.410
						6	6	4	6	6	6	6	5	6	6	0	0	14.3	4.4	9.15	11.500		39.350	
5.	TAMM	Lisandra	 BG	2014		6	4	4	5	6	5	5	4	6	6	0	0	14.9	9.60	11.900			36.400	75.320
						7	5	4	6	6	9	8	7	8	10	0	0	13.0	4.8	9.65	11.470		38.920	
6.	RAUDAVAL	Emma Joanna	KATI	2014		6	6	5	8	9	6	5	6	6	6	1	0	13.6	9.55	12.320			35.470	72.370
						8	6	8	8	8	8	10	10	10	10	5	0	10.9	4.8	9.35	11.850		36.900	
7.	STREISTERMANE	Šarlote	ELITE Gymnastics School	2015		6	6	7	6	4	5	6	4	6	7	0	0	14.3	9.90	10.410			34.610	71.860
						6	6	6	6	4	4	6	4	6	6	0	0	14.6	2.4	9.80	10.450		37.250	
8.	SEI	Lisell	 BG	2015		6	6	8	5	7	5	5	6	7	9	1	0	13.5	9.80	11.070			34.370	71.790
						8	8	6	7	7	8	9	6	7	6	0	0	12.8	3.9	9.70	11.020		37.420	
9.	TIKERPALU	Saloome	 BG	2016		9	6	9	6	10	7	6	5	6	5	0	0	13.1	9.60	11.310			34.010	70.780
						8	10	6	9	9	9	10	9	8	10	5	0	10.7	4.4	9.50	12.170		36.770	
10.	SELLIS	Suvi	TRAPS	2016		9	7	10	6	7	5	5	7	6	9	1	0	12.8	9.60	11.170			33.570	70.160
						6	8	6	10	10	6	6	6	6	9	2	0	12.5	3.4	9.35	11.340		36.590	
11.	LAMIBRAC	Emily	TWISTER	2015		9	5	5	8	5	6	6	6	6	6	0	0	13.8	9.55	9.850			33.200	69.780
						7	8	7	8	7	8	7	6	6	8	3	0	12.5	4.6	9.45	10.030		36.580	
12.	TAMM	Roslin	 BG	2016		7	6	6	6	6	6	4	6	7	5	0	0	14.1	9.35	10.330			33.780	69.670
						8	6	6	8	8	7	8	6	6	6	0	0	13.1	3.4	9.55	9.840		35.890	
13.	SELLIS	Saskia	TRAPS	2014		7	6	8	6	8	6	7	7	8		0	11.7	8.35	10.920			30.970	68.570	
						8	8	6	7	10	6	6	7	6	8	1	0	12.7	3.4	9.40	12.100		37.600	
14.	PUNA	Lisete Liisi	TRAPS	2014		8	8	8	7	6	6	5	6	6	9	0	0	13.1	9.70	11.480			34.280	68.050
						9	7	6	9	9	10	9	10	8	8	20	0	9.5	3.1	9.60	11.570		33.770	
15.	PAIMLA	Klaarika	KATI	2015		8	7	10	6	8	6	7	7	8	6	3	0	12.4	9.15	10.350			31.900	68.050
						9	8	6	9	8	6	7	7	8	6	0	0	12.6	3.1	9.90	10.550		36.150	
16.	SALLA	Ronja	KATI	2016		10	9	10	6	9	6	4	6	9	6	2	0	12.3	9.80	10.450			32.550	67.770
						9	10	7	10	10	6	6	6	9	6	0	0	12.1	3.1	9.55	10.470		35.220	
17.	LEHTMETS	Anni	TWISTER	2016		6	5	6	9	6	7	6	4	6	7	2	0	13.6	9.40	10.900			33.900	67.710
						8	9	8	10	10	6	5	4	6	8	20	0	10.6	3.5	9.05	10.660		33.810	
18.	RAIDMA	Triine	TWISTER	2016		9	6	6	8	8	6	8	6	7	7	2	0	12.7	9.75	9.370			31.820	67.280
						8	5	6	6	6	4	5	5	6	8	3	0	13.8	2.4	9.70	9.560		35.460	
19.	TAMM	Kreete	KATI	2014		8	7	6	8	10	6	7	6	8	6	0	0	12.8	8.50	11.890			33.190	67.020
						8	6	8	9	6	7	8	7	9		0	11.2	3.5	8.45	10.680		33.830		
20.	RAIDMA	Kirke	TWISTER	2016		9	6	7	9	6	6	5	6	6	8	3	0	12.9	9.55	9.680			32.130	66.970
						8	6	8	8	9	6	6	5	6	7	1	0	13.0	2.4	9.75	9.690		34.840	
21.	MARIPUU	Kadri	TWISTER	2014		6	6	8	7	7	6	6	6	6	10	2	0	13.0	9.30	10.370			32.670	66.910
						6	7	8	10	7	10	10	7	6	10	4	0	11.5	3.3	9.40	10.040		34.240	

Place	Surname	Given name	Repr	Year	Level	S1	S2	S3	S4	S5	S6	S7	S8	S9	S10	L	A	E	D	HD	ToF	P	Total	Score
22.	HIRVESAAR	Loviise	TWISTER	2016		10	7	8	10	6	6	7	6	7	10	2	0	12.1		8.95	10.200		31.250	64.540
						9	10	8	10	7	6	6	6	7	9	4	0	11.8	2.4	9.15	9.940		33.290	
23.	VIRULA	Simone	TWISTER	2016		6	4	6	6	5	5	9	8	7	7	2	0	13.5		9.60	10.160		33.260	64.220
						6	6	7	6	6	6	6	6	6			0	12.5	1.8	7.95	8.710		30.960	
24.	ZADIN	Kirke-Saskia	 BG	2014		9	7	10	9	10	6	6	6	9	6	2	0	12.0		9.70	9.490		31.190	64.050
						9	9	10	8	10	9	6	7	10	7	1	0	11.4	2.7	9.45	9.310		32.860	
25.	POPOV	Amelia	KATI	2015		10	7	7	6	9	7	7	7	8	8	2	0	12.2		9.35	8.580	0.2	29.930	62.180
						10	7	7	7	10	7	7	7	9	9	1	0	11.9	2.0	9.55	8.800		32.250	
26.	ÖISMAN	Gittel	TWISTER	2016		10	10										3	1.7		1.85	1.290		4.840	11.640
						10	10										0	2.0	0.4	1.80	2.600		6.800	




## Legend

**E** – Execution **D** – Difficulty **HD** – Displacement **ToF** – Time of flight **P** – Penalty **Total** – Routine score **Score** – Result



# XVI Paide lahtised MV trampoliinvõimlemises 2026 4-5.04.2026

## Individual trampoline – MINIKLASS TÜDRUKUD – Qualification

Place	Surname	Given name	Repr	Year	Level	S1	S2	S3	S4	S5	S6	S7	S8	S9	S10	L	A	E	D	HD	ToF	P	Total	Score
1.	BASIHINA	Jana	ELITE Gymnastics School	2017		7	6	5	4	4	3	4	7	8	7	0	0	14.5		10.00	11.330		35.830	73.180
						6	5	4	7	6	4	5	6	8	8	0	0	14.1	3.9	9.60	9.750		37.350	
2.	FEDORENKOVA	Evelina	ELITE Gymnastics School	2017		6	8	5	4	4	5	4	4	5	6	4	0	14.5		9.70	10.510		34.710	70.940
						6	6	4	4	4	4	3	5	6	7	2	0	14.9	1.9	9.20	10.230		36.230	
3.	TIKERPALU	Ariel	 BG	2018		9	7	6	5	4	5	5	6	6	6	2	0	13.9		9.80	10.260		33.960	70.710
						4	6	7	6	8	4	6	6	7	6	0	0	14.0	2.7	9.80	10.450	0.2	36.750	
4.	KILK	Loore	TWISTER	2017		6	5	6	7	4	5	6	6	8	8	3	0	13.6		9.45	10.200		33.250	69.330
						7	6	6	7	5	4	4	5	6	6	2	0	14.2	2.4	9.55	9.930		36.080	
5.	DANILOV	Säde	TWISTER	2017		6	8	6	6	5	6	7	9	9	10	2	0	12.6		9.60	8.280		30.480	63.170
						9	10	10	10	6	6	6	5	6	9	2	0	12.1	2.4	9.55	8.640		32.690	
6.	SILM	Doris	KATI	2017		7	9	8	6	6	6	7	7	9	10	2	0	12.3		9.65	8.880		30.830	62.600
						8	8	6	6	5	5	6	7	10	10	0	0	12.9	1.2	8.95	8.720		31.770	
7.	KALMA	Elenor	 Twister	2018		6	6	7	5	4	6	7	6	7	9	1	0	13.6		9.30	8.270		31.170	62.470
						6	6	5	5	5	5	5	6	7	8	20	0	12.2	1.5	9.70	7.900		31.300	
8.	LEND	Mia	 BG	2019		6	7	7	6	6	8	7	6	7	6	0	0	13.4		9.90	7.260		28.560	60.350
						5	6	5	6	6	6	6	7	8	7	2	0	13.6	-2.0	9.75	7.240		31.790	
																			1.2					
9.	OSULA	Marta	TWISTER	2017		7	8	6	6	6	6	7	7	9	8	1	0	12.9		9.60	7.230		27.730	58.560
						8	9	9	6	6	6	6	7	8	8	2	0	12.5	-2.0	9.80	7.430		30.830	
																			1.1					
10.	SELLIS	Kirke	TRAPS	2019		7	7	7	6	6	7	6	7	6	6	1	0	13.4		9.90	7.000		28.300	58.510
						6	8	7	7	7	7	7	6	8	7	0	0	13.0	-2.0	9.90	6.210		30.210	
																			1.1					
11.	HIEMÄE	Hedvig	KATI	2017		7	8	8	7	8	8	9	8	9		0	10.8		8.70	7.760		25.260	55.630	
						8	10	10	6	8	7	8	8	9	7	2	0	11.7	-2.0	9.60	8.070		30.370	
																			1.0					
12.	KESAMAA	Mia	KATI	2017		7	10	9	8	9	10	10	10	10		0	9.7		8.75	7.040		25.490	53.000	
						8	10	10	9	9	10	10	10	10	10	2	0	10.2	1.0	9.55	6.760		27.510	
13.	KOLK	Letty Milore	TWISTER	2019		7	7	6	6	4	5	6	7			0	11.2		8.00	6.940		26.140	51.920	
						7	7	7	6	7	7	7	7			0	10.5	0.8	7.80	6.680		25.780		
14.	MÕTUS	Elisabeth	KATI	2019		6	7	7	6	8	7	7	8			0	10.4		8.00	5.920		24.320	49.210	
						6	7	7	7	8	6	8	7			0	10.4	0.8	7.90	5.790		24.890		
15.	KERSTNA	Eliise-Karoliine	KATI	2018		7	8	8	7	8	9	10	10			0	9.3		7.80	5.710		22.810	47.910	
						6	6	6	7	6	7	8	9			0	10.5	0.8	8.00	5.800		25.100		
16.	KARU	Kristiin	TWISTER	2018		7	7	6	5	4	4	6	6	6	9	20	0	12.0		9.55	9.120		30.670	40.230
						9	7	7								0	3.7	0.7	2.35	2.810		9.560		

### Legend

**E** – Execution **D** – Difficulty **HD** – Displacement **ToF** – Time of flight **P** – Penalty **Total** – Routine score **Score** – Result



# XVI Paide lahtised MV trampoliinvõimlemises 2026 4-5.04.2026

## Individual trampoline – NOORTEKLASS POISID – Qualification

Place	Surname	Given name	Repr	Year	Level	S1	S2	S3	S4	S5	S6	S7	S8	S9	S10	L	A	E	D	HD	ToF	P	Total	Score
1.	VOLTRI	Rihard	 BG	2012		6	4	5	5	8	6	6	6	6	7	0	0	14.1		9.25	13.850		37.200	77.060
						7	5	6	6	8	7	6	8	8				11.9	7.1	8.35	12.510		39.860	
2.	CIMURS	Alekss	ELITE Gymnastics School	2012		6	6	6	6	6	6	6	6	5	6	3	0	13.8		9.40	12.390		35.590	76.400
						6	5	6	6	6	6	6	6	6	6	2	0	13.9	4.6	9.45	12.860		40.810	
3.	JOALA	Kaur	TRAPS	2011		5	7	6	8	8	6	6	7	8	9	2	0	12.8		9.55	14.000		36.350	76.300
						6	8	8	8	8	9	8	6	8	10	2	0	11.9	5.4	8.85	13.800		39.950	
4.	ANTON	Oliver	AKROS	2013		6	8	7	6	7	6	6	6	7	9	2	0	13.0		9.55	11.270		33.820	71.150
						7	8	6	7	7	6	6	6	6	6	1	0	13.4	3.2	9.70	11.030		37.330	
5.	ROSI	Laur	 BG	2012		6	8	7	8	10	7	9	9	8	8	2	0	11.8		8.60	12.850		33.250	66.820
						6	8	10	6	8	9	8	7			3		9.5	5.8	7.15	11.120		33.570	




### Legend

**E** – Execution **D** – Difficulty **HD** – Displacement **ToF** – Time of flight **P** – Penalty **Total** – Routine score **Score** – Result



XVI Paide lahtised MV trampoliinvõimlemises 2026 4-5.04.2026

Individual trampoline – NOORTEKLASS TÜDRUKUD – [Qualification](#)

Place	Surname	Given name	Repr	Year	Level	S1	S2	S3	S4	S5	S6	S7	S8	S9	S10	L	A	E	D	HD	ToF	P	Total	Score
1.	SIRMBARDE	Leona	ELITE Gymnastics School	2013		4	4	4	4	5	4	6	6	5	5	0	0	15.3		9.65	13.350		38.300	81.940
						6	6	6	4	4	6	8	6	5	9	2	0	13.8	7.3	9.35	13.190		43.640	
2.	ROSENBERG	Laura Lisette	TWISTER	2011		4	6	6	6	5	6	4	5	4	6	2	0	14.6		9.50	13.330		37.430	81.760
						6	6	8	8	6	8	7	7	8	10	3	0	12.3	9.7	9.10	13.230		44.330	
3.	ZOLGO	Ode	 BG	2011		6	5	5	6	6	6	6	6	5	7	0	0	14.2		9.20	13.480		36.880	80.000
						6	7	6	5	6	6	6	6	6	6	1	0	13.9	6.1	9.30	13.820		43.120	
4.	ROSENBERG	Melissa Maria	TWISTER	2011		6	6	6	6	6	6	5	6	6	6	0	0	14.1		9.50	12.430		36.030	79.260
						6	5	6	6	6	6	6	6	6	6	0	0	14.1	6.7	9.65	12.780		43.230	
5.	LEND	Kirtel	 BG	2012		6	6	6	8	8	8	6	7	8	9	3	0	12.5		9.50	12.560		34.560	72.300
						7	8	8	9	9	8	7	8	8	10	2	0	11.6	4.2	9.40	12.540		37.740	
6.	MIŠČENKOVA	Karolina	ELITE Gymnastics School	2013		6	5	6	6	4	6	6	5	5	8	2	0	14.1		9.15	12.830		36.080	69.620
						8	6	9	8	6	6	7	8			0		10.2	6.2	7.05	10.090		33.540	
7.	PIHLAK	Marleen	TWISTER	2013		6	6	6	8	10	6	6	6	6	7	20	0	11.3		9.35	11.750		32.400	69.550
						7	7	6	8	9	6	7	6	6	7	2	0	12.9	3.4	9.45	11.400		37.150	
8.	MARTIN	Isabel	KATI	2013		6	7	6	7	7	6	6	6	6	8	3	0	13.2		9.75	11.740		34.690	69.530
						8	8	8	10	8	8	8	7	8	9	4	0	11.4	3.8	9.45	10.190		34.840	
9.	GRUNO	Tuuli	 BG	2011		6	8	9	8	10	8	8	9	6	6	2	0	12.0	-2.0	8.95	12.330		31.280	67.960
						8	9	7	8	8	7	7	8	7	6	2	0	12.3	3.1	9.15	12.130		36.680	
10.	TALUSTE	Lauren	TWISTER	2011		6	9	6	8	7	7	7	8	8	10	4	0	12.0	-2.0	9.30	10.840		30.140	66.770
						8	7	7	6	7	7	7	6	7		0		11.8	6.0	8.55	10.280		36.630	
11.	ROOTS	Eva Maria	TWISTER	2012		6	9	7	10	7	7	8	7	8	8	1	0	12.2		9.25	10.420		31.870	65.190
						7	7	8	10	8	8	6	7	8		0		11.1	4.7	8.50	9.020		33.320	
12.	PÄRNA	Adeline	KATI	2012		6	6	8	10	9	6	6	7	7	6	3	0	12.6	-2.0	8.95	11.600		31.150	64.390
						6	6	7	8	8	10	10	8	9		0		10.8	3.4	8.60	10.440		33.240	
13.	PAJUMETS	Miia loreen	TWISTER	2012		6	6	6	8	6	6	6	7	7	8	4	0	13.0	-4.0	9.20	10.490		28.690	63.850
						6	7	6	7	6	6	6	6	7	9	6	0	12.8	2.4	9.40	10.560		35.160	
14.	HIRVESAAR	Eliise	TWISTER	2012		6	7	8	8	9	7	8				0		8.7		6.50	6.440		21.640	56.800
						6	6	7	7	8	8	10	8	9	10	2	0	11.9	4.0	9.05	10.210		35.160	
15.	JÕGI	Josephine	KATI	2013		10	9	10	9	10	10	10	10	10	3	0		10.0	-2.0	9.30	8.870		26.170	56.600
						10	9	10	8	10	10	10	10	9	2	0		10.2	2.4	9.45	8.380		30.430	
16.	NEIDO	Janeli	KATI	2011		6	6	6	6	6	4	5	6	6	6	0	0	14.3		9.15	12.460		35.910	55.190
						6	6	6	7	8					0		6.7	2.1	4.40	6.080		19.280		
17.	KRUUSEMENT	Katrina	TWISTER	2012		4	7	7	8							0		5.4		3.80	4.870		14.070	52.980
						4	7	7	8	6	8	7	7	7	8	3	0	12.8	4.5	9.30	12.310		38.910	
18.	VIRULA	Piia	TWISTER	2013		10										0		1.0		0.90	1.125		3.025	37.175
						10	7	8	8	7	7	9	6	7		0		11.1	4.2	8.15	10.700		34.150	
19.	MERESMAA	Luisa	TWISTER	2012		7	6	8	6	6	6	6	6	6	8	20	0	11.5	-4.0	9.05	11.560		28.110	32.440
						9										0		1.1	1.1	0.80	1.330		4.330	



## Legend

**E** – Execution **D** – Difficulty **HD** – Displacement **ToF** – Time of flight **P** – Penalty **Total** – Routine score **Score** – Result



# XVI Paide lahtised MV trampoliinvõimlemises 2026 4-5.04.2026

## Synchronised trampoline – NOORTEKLASS TÜDRUKUD – Qualification

Place	Surname	Given name	Repr	Year	Level	S1	S2	S3	S4	S5	S6	S7	S8	S9	S10	L	A	E	D	HD	Syn	P	Total	Score
1.	ROSENBERG ROSENBERG	Melissa Maria Laura Lisette	TWISTER TWISTER	2011 2011		2.25	2.5	2.5	3.0	3.0	3.0	2.75	2.75	2.75	3.25	0.75	0	7.15	9.55	17.30	34.000	75.290		
						3.25	2.75	3.25	3.25	3.25	3.0	3.5	2.5	3.0	3.5	0.25	0	6.85	6.7	9.40	18.34	41.290		
2.	TAMM LEND	Lisandra Kirtel	 BG  BG	2014 2012		3.25	3.5	3.0	3.75	4.0	3.75	3.0	3.75	3.5	3.25	1.0	0	6.425	9.25	17.46	33.135	69.615		
						2.75	3.25	3.5	4.0	3.75	3.25	3.25	3.25	3.75	3.75	1.0	0	6.45	3.2	9.25	17.58	36.480		
3.	MARTIN NEIDO	Isabel Janeli	KATI KATI	2013 2011		2.5	3.25	3.25	4.0	4.25	3.0	3.5	3.75	3.25	3.25	0.75	0	6.525	9.65	16.38	32.555	69.510		
						3.5	3.5	2.75	3.75	4.25	3.0	3.25	3.0	3.75	3.5	1.0	0	6.475	3.1	9.50	17.88	36.955		
4.	MIŠČENKOVA SIRMBARDE	Karolina Leona	ELITE Gymnastics School ELITE Gymnastics School	2013 2013		3.25	3.0	3.25	2.75	3.25	4.0	3.5	3.25	3.25	3.75	0.25	0	6.65	8.95	11.84	27.440	67.515		
						3.25	3.0	2.75	2.25	3.25	3.0	2.5	3.0	2.5	3.5	0.25	0	7.075	5.2	9.40	18.40	40.075		
5.	ROOGER TALUSTE	Isabel Lauren	TWISTER TWISTER	2011 2011		2.75	3.0	3.0	3.75	3.25	4.0	3.25	3.25	3.25	4.0	0.75	0	6.575	8.85	11.78	27.205	65.295		
						2.75	3.25	3.5	3.75	3.75	3.5	3.25	3.0	3.75	4.25	1.25	0	6.40	4.9	9.45	17.34	38.090		
6.	KRUUSEMENT ROOTS	Katrina Eva Maria	TWISTER TWISTER	2012 2012		4.25	4.0	3.25	4.0	4.0	4.25	3.75	3.5	3.75		0	5.525	7.90	13.66	27.085	57.390			
						4.0	4.0	4.0	4.0	3.5	3.75	4.0	4.0	4.5		0	5.425	4.0	8.50	12.38	30.305			
7.	PIHLAK PAJUMETS	Marleen Miia loreen	TWISTER TWISTER	2013 2012		4.25	3.0	3.0	4.5							0	2.525	3.50	7.50	13.525	39.980			
						3.75	3.5	3.5	4.25	3.25	3.75	3.25	3.5	4.0	4.25	1.75	0	6.125	2.4	9.35	8.58	26.455		
8.	VIRULA VIRULA	Simone Piia	TWISTER TWISTER	2016 2013		4.0	4.25	3.25								0	1.85	2.60	3.86	8.310	22.585			
						3.75	5.0	3.5	3.5							0	2.425	1.8	3.75	6.30	14.275			
9.	SKLAVE PÄRNA	Laura-Liis Adeline	KATI KATI	2012 2012		4.5										0	0.55	0.90	1.08	2.530	6.965			
						4.25										0	0.575	0.6	0.90	2.36	4.435			

### Legend

**E** – Execution **D** – Difficulty **HD** – Displacement **Syn** – Synchronisation score **P** – Penalty **Total** – Routine score **Score** – Result