






XVI BG Kevadturniir / XVI BG Spring tournament 29.-30.04.23

Individual trampoline – Lasteklass (poisid) / Children class (boys) – Final

					S1	S2	S3	S4	S5	S6	S7	S8	S9	S10	L	A	E	D	HD	ToF	Total	Score
1.	PAUL	Mattias	 Twister	2011	8	8	8	8	7	8	8	8	8	10	2	0	11.7	8.6	9.15	12.640	42.090	42.090
2.	BAIKOVŠ	Sergejs	Latvia	2012	5	7	7	6	7	5	6	6	6	7	2	0	13.6	3.4	9.35	11.450	37.800	37.800
3.	ISMAILOVS	Gabriels	Elite Gymnastics School	2014	6	7	7	7	6	5	6	6	8	7	2	0	13.3	3.1	9.60	10.970	36.970	36.970
4.	JOALA	Kaur	 Traps	2011	8	6	6	7	7	5	6	7	6	6	1	0	13.5	2.4	9.80	10.790	36.490	36.490
5.	VOLTRI	Rihard	Akros	2012	6	6	8	6	8	6	6	6	9	8	2	0	12.9	2.3	9.75	11.500	36.450	36.450
6.	SULOJEVS	Domeniks	Elite Gymnastics School	2014	6	6	7	6	5	6	6	6	6	6	2	0	13.8	2.1	9.55	10.520	35.970	35.970
7.	STENIUS	Joakim	EsTT	2012	6	6	8	8	8	8	7	7	8	8	2	0	12.4	3.7	9.50	9.650	35.250	35.250
8.	MAATTA	Ilja	EsTT	2012	8	9	10	6	8	6	7	6	8	8	1	0	12.3	2.7	9.70	9.830	34.530	34.530






XVI BG Kevadturniir / XVI BG Spring tournament 29.-30.04.23

Individual trampoline – Noorteklass (poisid) / Youth class (boys) – Final



					S1	S2	S3	S4	S5	S6	S7	S8	S9	S10	L	A	E	D	HD	ToF	Total	Score
1.	KARU	Rafael	 BG	2010	6	8	8	6	6	6	6	8	8	10	0	0	12.8	8.9	9.35	12.230	43.280	43.280
2.	VUORIKOSKI	Onni	EsTT	2010	6	6	6	6	6	7	6	6	6	8	2	0	13.5	5.2	9.50	12.740	40.940	40.940
3.	SMIRNOVS	Aleksandrs	Elite Gymnastics School	2009	6	7	8	8	6	6	6	6	7	8	2	0	13.0	5.9	9.45	12.220	40.570	40.570
4.	KARU	Aaron	 BG	2009	4	6	6	4	6	4	6	6	6	8	2	0	14.2	2.9	9.75	12.420	39.270	39.270
5.	LONSKIJS	Glebs	Latvia	2009	6	6	7	6	6	6	4	6	6	7	20	0	12.0	5.9	9.25	11.670	38.820	38.820
6.	SAARI	Valentin	EsTT	2010	6	6	6	8	8	7	6	6	8		0	11.9	5.8	8.20	11.090	36.990	36.990	
7.	ŠLEGEL	Maksimeljan	 BG	2009	6	6	7	8	8	8	8	8	8	10	2	0	12.1	3.9	9.05	10.670	35.720	35.720
8.	KRUUSA	Erik	 Twister	2010	8	10	8	8	9	10	8	8	8	10	4	0	10.9	4.5	9.40	10.510	35.310	35.310





XVI BG Kevadturniir / XVI BG Spring tournament 29.-30.04.23














Individual trampoline – Noorteklass (tüdrukud) / Youth class (girls) – Final


				S1	S2	S3	S4	S5	S6	S7	S8	S9	S10	L	A	E	D	HD	ToF	Total	Score	
1.	FADEJEVA	Polina	Latvia	2010	4	4	6	6	6	5	4	4	4	2	0	15.1	8.5	9.55	13.390	46.540	46.540	
2.	MERILAMPI	Lotta	EsTT	2010	4	4	4	4	5	6	6	6	4	6	2	0	14.9	6.3	9.85	13.490	44.540	44.540
3.	LEPP	Berit	KATI	2008	6	6	6	8	7	6	6	6	7	2	0	13.4	6.6	9.50	13.410	42.910	42.910	
4.	TIMOFEICHKA	Milana	Latvia	2010	4	5	6	6	6	8	4	4	4	6	0	0	14.7	6.4	9.50	12.240	42.840	42.840
5.	PEDOSON	Arabel	 BG	2009	4	4	4	6	6	6	6	5	5	6	3	0	14.5	5.3	9.55	13.240	42.590	42.590
6.	JERJOMENKO	Jelizaveta	Daugmale	2009	5	4	6	6	4	4	4	4	7	8	1	0	14.7	3.4	9.45	12.390	39.940	39.940
7.	NYHOLM	Teresa	EsTT	2010	6	6	6	8	6	6	6	6	8	20	0	11.6	6.0	8.80	13.370	39.770	39.770	
8.	KAJARI	Reti	 Twister	2010	8	8	6	6	10	10	10	10	10	9	6	0	10.7	7.0	8.70	12.410	38.810	38.810




XVI BG Kevadturniir / XVI BG Spring tournament 29.-30.04.23

Individual trampoline – Algajate klass (tüdrukud) / Beginners class (girls) – Qualification

					S1	S2	S3	S4	S5	S6	S7	S8	S9	S10	L	A	E	D	HD	ToF	Total	Score
1.	POPOVICH	Anna	Elite Gymnastics School	2016	6	6	6	4	4	4	5	5	6	5	6	0	14.3		9.90		24.200	49.650
					6	4	6	4	4	4	4	5	6	6	4	0	14.7	0.8	9.95		25.450	
2.	MARKOVSKIS	Reena	 BG	2012	8	6	6	6	5	5	6	4	7	6	0	0	14.1		9.95		24.050	48.650
					8	6	6	5	6	5	6	5	6	6	2	0	13.9	0.8	9.90		24.600	
3.	AUNAP	Lenne	 BG	2011	6	8	6	6	6	6	6	6	6	6	1	0	13.7		9.90		23.600	48.650
					6	6	6	5	5	4	6	5	6	6	1	0	14.4	0.8	9.85		25.050	
4.	TAMMIK	Alisariin	 BG	2012	6	6	6	4	4	5	5	4	6	6	2	0	14.6		9.75		24.350	48.650
					6	6	6	5	5	6	6	6	6	7	1	0	14.0	0.8	9.50		24.300	
5.	MUMM	Sarah Mia	 BG	2011	6	8	6	6	6	6	6	6	6	6	4	0	13.4		9.85		23.250	47.950
					6	6	6	6	5	5	5	6	6	6	3	0	14.0	0.8	9.90		24.700	
6.	KALLASTU	Kendra	 Traps	2010	8	8	6	6	6	6	5	6	7	7	2	0	13.3		9.90		23.200	47.900
					6	6	6	6	4	4	6	6	7	6	2	0	14.1	0.8	9.80		24.700	
7.	PARTS	Heili	 Traps	2010	8	8	6	6	5	6	5	6	6	6	2	0	13.6		9.90		23.500	47.750
					8	8	6	6	6	6	6	6	6	6	1	0	13.5	0.8	9.95		24.250	
8.	KIKKA	Reesi	 BG	2011	6	7	6	6	6	6	6	6	6	7	3	0	13.5		9.85		23.350	47.650
					6	8	6	6	6	5	6	6	5	6	2	0	13.8	0.8	9.70		24.300	
9.	OJAKIVI	Marta Mii	Akros	2011	8	8	7	6	6	6	6	6	6	6	2	0	13.3		9.95		23.250	47.600
					7	6	6	6	6	6	6	6	6	6	3	0	13.6	0.8	9.95		24.350	
10.	LEND	Kirtel	 BG	2012	6	6	6	6	6	6	6	6	8	8	2	0	13.4		10.00		23.400	47.500
					6	6	6	6	6	6	6	6	8	8	2	0	13.4	0.8	9.90		24.100	
10.	SAHKU	Marianne-Elise	 BG	2011	6	6	6	6	6	6	5	6	8	7	4	0	13.4		9.80		23.200	47.500
					6	6	6	6	6	6	6	6	6	6	4	0	13.6	0.8	9.90		24.300	
12.	SAMUEL	Marielle	 BG	2011	8	7	6	6	6	6	6	6	8	6	4	0	13.1		10.00		23.100	47.050
					8	8	6	6	6	6	6	6	8	6	2	0	13.2	0.8	9.95		23.950	
13.	PAVELSON	Aleksandra	 Twister	2013	6	8	6	6	6	6	6	6	9	7	3	0	13.1		9.80		22.900	46.900
					6	6	6	6	6	6	6	6	8	6	2	0	13.6	0.6	9.80		24.000	
14.	LUKŠYS	Bianca	 BG	2011	8	8	8	6	6	6	6	7	6	8	2	0	12.9		9.85		22.750	46.850
					7	8	6	6	6	6	6	6	7	7	0	0	13.5	0.8	9.80		24.100	
15.	PREI	Liisa	 Traps	2013	6	8	6	6	6	7	6	6	8	9	4	0	12.8		9.90		22.700	46.350
					6	6	6	6	6	8	6	6	8	8	2	0	13.2	0.8	9.65		23.650	
16.	PAIMLA	Klaarika	KATI	2015	6	7	6	6	6	8	7	6	8	7	6	0	12.7		9.80		22.500	46.100
					6	8	6	6	6	7	6	6	8	8	3	0	13.0	0.6	10.00		23.600	
17.	AMELINA	Alisa	 BG	2012	6	6	6	4	4	6	6	6	6		0	13.0		8.80		21.800	45.800	
					6	6	6	6	6	6	6	6	8	6	3	0	13.5	0.8	9.70		24.000	
18.	RINNE	Melinda	 Traps	2015	6	8	7	6	6	6	6	6	8		0	12.1		9.00		21.100	45.300	
					6	8	6	5	5	6	7	6	8	6	2	0	13.5	0.8	9.90		24.200	
19.	TIKERPALU	Tikva	 BG	2015	8	6	6	6	5	6	6	6	6		0	12.5		8.75		21.250	45.200	
					6	6	6	6	6	6	6	6	6	6	2	0	13.8	0.8	9.35		23.950	






					S1	S2	S3	S4	S5	S6	S7	S8	S9	S10	L	A	E	D	HD	ToF	Total	Score
20.	DIADCHENKO	Valeriia	 BG	2013	7	8	7	8	6	8	8	8	9	8	3	0	12.0		9.60		21.600	44.600
					7	8	8	6	6	8	8	6	9	6	3	0	12.5	0.8	9.70		23.000	
21.	SELLIS	Saskia	 Traps	2014	8	10	6	6	6	6	7	6	8			0	11.7		8.90		20.600	44.500
					7	8	6	6	6	5	6	6	8	9	2	0	13.1	0.8	10.00		23.900	
22.	TIKERPALU	Saloome	 BG	2016	7	9	8	8	6	7	8	6	9	9	4	0	11.9		9.75		21.650	43.300
					8	8	6	8	6	6	5	6	8	8	20	0	11.1	0.8	9.75		21.650	
23.	KUUSK	Tuule	 BG	2015	6	6	6	6	6	6	6	6				0	11.2		8.00		19.200	42.800
					6	6	6	6	6	6	6	6	8	8	4	0	13.2	0.8	9.60		23.600	






XVI BG Kevadturniir / XVI BG Spring tournament 29-30.04.23

Individual trampoline – Lasteklass (poisid) / Children class (boys) – Qualification






						S1	S2	S3	S4	S5	S6	S7	S8	S9	S10	L	A	E	D	HD	ToF	Total	Score
1.	Q1	PAUL	Mattias	 Twister	2011	6	7	6	7	8	8	7	6	6	6	2	0	13.1		9.80	12.940	35.840	78.800
						8	8	8	8	6	6	8	8	8	8	2	0	12.2	8.6	9.45	12.710	42.960	
2.	Q2	BAIKOVŠ	Sergejs	Latvia	2012	5	6	7	6	7	5	6	5	5	7	1	0	14.0		9.40	11.020	34.420	71.010
						6	5	8	7	8	5	6	7	6	7	2	0	13.3	3.4	9.10	10.790	36.590	
3.	Q3	SULOJEVS	Domeniks	Elite Gymnastics School	2014	5	5	7	5	5	4	6	6	6	5	2	0	14.4		9.75	9.760	33.910	70.150
						5	5	7	4	5	5	7	6	6	5	2	0	14.3	2.1	9.75	10.090	36.240	
4.	Q4	ISMAILOVS	Gabriels	Elite Gymnastics School	2014	5	7	7	6	6	6	7	6	7	6	4	0	13.3		9.90	10.400	33.600	69.550
						4	6	8	8	6	6	5	8	9	7	2	0	13.1	3.1	9.70	10.050	35.950	
5.	Q5	JOALA	Kaur	 Traps	2011	7	6	8	8	6	6	6	6	6	8	2	0	13.1		9.20	10.400	32.700	68.100
						8	8	8	7	7	6	5	6	7	7	2	0	12.9	2.4	9.45	10.650	35.400	
6.	Q6	VOLTRI	Rihard	Akros	2012	8	8	8	8	6	6	6	6	8	7	2	0	12.7		9.50	11.450	33.650	65.860
						8	8	9	10	9	10	10	10	10		0	9.6	4.5	8.60	9.510	32.210		
7.	Q7	STENIUS	Joakim	EsTT	2012	7	7	7	8	8	9	8	8	8	8	2	0	12.0		9.55	8.920	30.470	64.760
						6	8	8	9	8	8	8	7	8	8	1	0	12.1	3.7	9.20	9.290	34.290	
8.	Q8	MAATTA	Ilja	EsTT	2012	6	9	10	6	7	6	6	7	8	8	0	0	12.7		9.45	9.140	31.290	64.660
						6	9	10	8	10	8	7	8	8	8	0	0	11.8	2.7	9.50	9.370	33.370	
9.	R1	TAMM	Leonard	Akros	2012	7	8	10	8	10	9	10	8	10	8	2	0	11.0	-2.0	9.45	10.140	28.590	61.470
						8	8	8	8	10	8	8	8	8	8	2	0	11.6	2.3	9.20	9.780	32.880	
10.	R2	TIKERPALU	Jakob	 BG	2011	4	5	6	6	6	7	6	6	6	6	2	0	14.0		9.20	12.640	35.840	52.840
						8	6	9	9							0	4.8	3.5	3.80	4.900	17.000		
11.		BUTLERS	Kiril	EsTT	2013	8	8	10	10							0	4.4		3.85	3.780	12.030	49.100	
						7	8	9	8	8	8	7	6	6	8	1	0	12.4	5.2	9.55	9.920	37.070	
12.		ROSI	Laur	Akros	2012	8	7	9								0	3.6		2.80	3.260	9.660	42.260	
						8	8	9	8	10	8	8	8	9	9	2	0	11.3	2.3	9.40	9.600	32.600	





XVI BG Kevadturniir / XVI BG Spring tournament 29.-30.04.23

Individual trampoline – Noorteklass (poisid) / Youth class (boys) – Qualification











						S1	S2	S3	S4	S5	S6	S7	S8	S9	S10	L	A	E	D	HD	ToF	Total	Score
1.	Q1	SAARI	Valentin	EsTT	2010	6	6	6	6	6	6	5	6	6	6	4	0	13.7		9.35	12.900	35.950	78.200
						6	6	8	8	7	7	7	6	7	6	1	0	13.1	7.6	8.95	12.600	42.250	
2.	Q2	VUORIKOSKI	Onni	EsTT	2010	8	6	6	7	8	8	6	6	6	8	2	0	12.9		9.50	13.420	35.820	77.930
						6	6	6	7	8	6	5	6	6	8	0	0	13.6	5.8	9.70	13.010	42.110	
3.	Q3	LONSKIJS	Glebs	Latvia	2009	4	5	6	6	6	6	4	6	6	6	2	0	14.3		9.50	11.770	35.570	76.950
						4	6	6	6	6	6	5	5	4	6	3	0	14.3	5.9	9.45	11.730	41.380	
4.	Q4	KARU	Rafael	 BG	2010	7	4	6	6	6	5	5	6	6	6	2	0	14.1		9.10	12.640	35.840	76.650
						8	8	6	6	6	6	8	8	8	10	4	0	12.2	7.6	8.80	12.210	40.810	
5.	Q5	KARU	Aaron	 BG	2009	4	6	6	6	7	5	6	6	6	6	2	0	14.0		9.55	12.770	36.320	74.900
						8	8	8	8	7	8	6	6	7	8	2	0	12.4	5.5	9.10	11.580	38.580	
6.	Q6	SMIRNOVS	Aleksandrs	Elite Gymnastics School	2009	5	6	6	6	7	8	6	7	8	9	20	0	11.2		9.30	13.230	33.730	73.630
						6	6	7	7	8	8	7	8	8	8	2	0	12.5	5.9	9.40	12.100	39.900	
7.	Q7	ŠLEGEL	Maksimeljan	 BG	2009	8	9	7	8	8	7	7	7	8	10	4	0	11.7		9.25	12.420	33.370	69.420
						6	8	8	8	9	8	10	7	8	9	2	0	11.7	3.9	9.45	11.000	36.050	
8.	Q8	KRUUSA	Erik	 Twister	2010	8	10	8	10	8	9	8					0	7.9		6.60	8.530	23.030	58.040
						8	10	8	9	8	10	7	7	8	10	4	0	11.1	3.7	9.65	10.560	35.010	
9.	R1	SÕUKAND	Raul	Akros	2010	10	10	8	10	10	9	10	8	10			0	9.5		8.10	9.050	26.650	53.650
						10	10	9	10	10	8	8	10			0	8.5	2.7	7.75	8.050	27.000		
10.	R2	KALJUND	Art Ruben	 Twister	2009	8	10	8	8	8	8	7	8	7	8	4	0	11.6		9.70	10.840	32.140	50.650
						8	9	9	9	10						0	5.5	2.9	4.55	5.560	18.510		
11.		ILP	Jasper	Akros	2009	8	10	8	10	10	9						0	6.5		5.30	5.250	17.050	23.600
						8	10									0	2.2	1.2	1.30	1.850	6.550		








XVI BG Kevadturniir / XVI BG Spring tournament 29.-30.04.23

Individual trampoline – Noorteklass (tüdrukud) / Youth class (girls) – Qualification

						S1	S2	S3	S4	S5	S6	S7	S8	S9	S10	L	A	E	D	HD	ToF	Total	Score
1.	Q1	FADEJEVA	Polina	Latvia	2010	2	4	4	4	4	4	2	4	4	5	2	0	16.1		9.70	13.410	39.210	85.100
						4	6	6	6	6	5	4	4	4	4	3	0	14.8	8.5	9.45	13.140	45.890	
2.	Q2	MERILAMPI	Lotta	EsTT	2010	4	5	4	4	4	6	4	5	6	6	10	0	14.2		9.65	13.430	37.280	81.070
						4	4	6	4	4	6	6	4	4	8	4	0	14.6	6.3	9.45	13.440	43.790	
3.	Q3	PEDOSON	Arabel	 BG	2009	4	6	4	6	6	5	6	5	5	6	0	0	14.7		9.20	13.340	37.240	79.310
						6	6	8	6	6	6	8	8	7	8	4	0	12.7	8.2	9.10	12.070	42.070	
4.	Q4	LEPP	Berit	KATI	2008	4	4	4	6	4	6	6	5	5	6	4	0	14.6		9.20	13.950	37.750	78.680
						6	6	6	8	6	6	6	8	8	8	2	0	13.0	5.5	9.25	13.180	40.930	
5.	Q5	TIMOFEICHKA	Milana	Latvia	2010	5	4	4	5	6	8	4	4	6	8	2	0	14.4		9.25	12.180	35.830	78.680
						5	5	4	6	6	8	4	4	6	7	1	0	14.4	6.4	9.60	12.450	42.850	
6.	Q6	NYHOLM	Teresa	EsTT	2010	4	5	6	6	4	6	4	6	5	8	4	0	14.2		9.05	12.760	36.010	78.470
						6	6	6	6	4	4	4	6	6	8	4	0	14.0	6.0	9.50	12.960	42.460	
7.	Q7	JERJOMENKO	Jelizaveta	Daugmale	2009	6	4	6	6	4	3	4	5	7	6	1	0	14.8		9.35	12.310	36.460	76.690
						6	4	6	6	4	4	4	5	6	7	0	0	14.8	3.4	9.70	12.330	40.230	
8.	Q8	KAJARI	Reti	 Twister	2010	7	8	8	8	6	8	6	6	6	6	2	0	12.9		9.30	12.610	34.810	76.140
						8	10	6	6	10	8	8	9	6	8	2	0	11.9	7.6	9.50	12.330	41.330	
9.	R1	SAARI	Rebekka	EsTT	2010	6	8	6	6	7	6	8	6	6	6	1	0	13.4		9.30	11.610	34.310	71.810
						6	6	5	6	8	8	10	6	6	6	1	0	13.2	3.8	9.30	11.200	37.500	
10.	R2	KÜLA	Lisett	 Twister	2009	7	9	8	8	10	9	6	8	6	6	4	0	11.9		9.65	10.930	32.480	69.670
						9	10	10	10	8	8	8	8	8	10	4	0	10.7	5.8	9.10	11.590	37.190	
11.		TRUU	Katriin	 Twister	2010	8	8	10	10	8	8	7	6	6	6	4	0	11.9		9.45	11.480	32.830	69.360
						9	10	10	10	8	10	10	6	6	7	4	0	11.0	4.5	9.35	11.680	36.530	
12.		VALVAS	Maris	 BG	2010	7	8	6	8	7	6	6	6	8	6	2	0	13.0		9.55	10.450	33.000	69.100
						6	7	6	8	8	6	6	7	10	8	2	0	12.6	2.9	9.85	10.750	36.100	
13.		JÕESAAR	Liisi	 Twister	2010	7	6	7	7	8	7	6	8			0	10.4		7.75	10.380	28.530	68.910	
						7	9	8	8	8	8	7	9	8	8	4	0	11.6	7.6	8.95	12.230	40.380	
14.		TSHIGIN	Vanessa	 Twister	2008	6	7	7	9	8	8	6	8	6	6	2	0	12.7		9.15	11.270	33.120	67.730
						9	8	8	10	9	10	8	8	9	10	20	0	9.1	4.8	9.20	11.510	34.610	
15.		KUZMIN	Bianca	 BG	2010	8	10	6	10	10	6	6	6	7	6	2	0	12.3		9.35	10.570	32.220	67.490
						8	10	6	8	8	6	6	6	7	6	4	0	12.5	2.9	9.60	10.270	35.270	
16.		LAANEMAA	Emma Eliisa	Akros	2009	5	8	6	6	8	6	7				0	9.4		6.65	8.534	24.584	60.724	
						8	6	8	10	8	10	9	8	10	10	2	0	11.1	4.8	9.20	11.040	36.140	
17.		PINTSON	Amanda	 BG	2010	6	7	6	6	8	6	6	6	6	6	4	0	13.3		9.35	11.670	34.320	58.890
						6	8	9	8	10	10	8				0	8.1	2.9	5.80	7.770	24.570		
18.		ROOSVE	Raili	 Twister	2009	6	6	5	6	6	6	6	6	8	7	4	0	13.4	-8.0	9.50	9.520	24.420	57.540
						8	8	6	6	7	6	6	6	7	7	2	0	13.1	1.1	9.60	9.320	33.120	
19.		MESI	Meribell-Mari	Akros	2010	10	10	10	10	10	10	10				0	7.0	-2.0	6.20	6.500	17.700	49.030	
						10	9	9	8	10	9	10	10	10	10	2	0	10.3	2.4	9.25	9.380	31.330	

					S1	S2	S3	S4	S5	S6	S7	S8	S9	S10	L	A	E	D	HD	ToF	Total	Score
20.	TERAV	Madli	Akros	2010	8	10	8	8	10	8	6	7	7	7	4	0	11.7		8.70	10.250	30.650	48.470
					8	10	6	9	10							0	5.7	2.3	4.50	5.320	17.820	
21.	AUNAP	Loviise	 BG	2010	8	10	7	8	10	5	6	6	8	6	2	0	12.4		9.45	10.660	32.510	46.490
					8	9	10	10								0	4.3	1.8	3.70	4.180	13.980	
22.	GOLOVKO	Anita	Akros	2010	10	10	6	10	10	7	6	6	8	10	4	0	11.3		9.45	10.023	30.773	44.723
					10	10	6	10								0	4.4	1.7	3.70	4.150	13.950	
23.	METLITSKI	Diana	 Twister	2010	6	8	8	10	8	10	6	6	4	4	4	0	12.6		9.60	11.590	33.790	37.840
					10											0	1.0	1.0	0.80	1.250	4.050	
24.	KRUUSA	Marie	 Twister	2010	7	9	9	10	7	8	8	8	10	8		0	10.4		8.15	9.260	27.810	31.480
					8											0	1.2	0.6	0.90	0.970	3.670	

