












Frivolten Cup 2018 Herrljungs 20180511 - 20180512  
Individual trampoline – TRI U15-16 GIRLS (2002-2003) – Qualification

			S1	S2	S3	S4	S5	S6	S7	S8	S9	S10	L	A	E	D	H	Time	Total	Score	
1.	JENSEN	Smilla Thea	 DEN	2	1	2	2	4	4	4	2	4	6	2	0	16.7		9.50	14.975	41.175	88.825
				5	5	5	4	6	5	6	4	6	6	1	0	14.7	9.4	9.30	14.250	47.650	
2.	ERAHEIMO	Reea	 FIN	1	2	3	2	2	2	4	2	3	6	1	0	17.2		9.70	14.830	41.730	88.730
				1	2	4	2	2	2	4	4	3	3	1	0	17.2	5.4	9.60	14.800	47.000	
3.	BOHLINDER	Linn	 SWE	3	4	0	4	3	4	5	5	3	5	0	0	16.4		9.50	14.875	40.775	87.700
				1	4	5	3	4	6	6	4	4	7	0	0	15.6	7.1	9.60	14.625	46.925	
4.	MARKKULA	Nea	 FIN	2	3	3	2	4	3	3	0	1	4	1	0	17.4		9.40	14.235	41.035	87.460
				1	3	5	6	6	4	4	4	3	5	0	0	15.9	7.2	9.10	14.225	46.425	
5.	SOARES	Ana	 POR	2	2	0	3	3	3	3	4	5	5	2	0	16.8		9.80	14.545	41.145	85.345
				5	4	2	6	0	5	4	3	5	8	0	20	13.8	6.3	9.60	14.500	44.200	
6.	ELISSON	Siri	 SWE	2	2	5	2	2	5	4	1	1	5	0	0	17.1		9.00	13.670	39.770	83.580
				5	6	6	4	4	8	6	6	6	8	2	0	13.9	8.1	9.10	12.710	43.810	
7.	ROSSI	Lilli	 FIN	2	2	4	3	3	5	5	4	2	6	3	0	16.1		9.70	13.470	39.270	83.390
				6	4	6	6	4	6	6	6	6	7	2	0	14.1	7.4	9.40	13.220	44.120	
8.	SEPP	Keitlyn- Merit	 EST	1	2	6	5	6	6	6	6	4	7	4	0	14.7		9.00	14.345	38.045	83.390
				2	2	3	4	5	4	4	4	5	8	4	0	15.5	6.1	9.80	13.945	45.345	
9.	SICKMOELLER	Inken	 GER	1	4	2	5	4	3	3	3	6	6	1	0	16.2		9.50	13.350	39.050	83.355
				1	2	4	4	2	5	5	6	4	6	0	0	16.1	5.5	9.50	13.205	44.305	
10.	VESELOVA	Aleksandra	 LAT	3	2	4	4	4	6	5	2	1	4	2	0	16.3		9.20	14.110	37.610	83.335
				3	4	4	6	6	6	4	4	6	8	3	0	14.6	-2.0 8.1	9.10	13.925	45.725	
11.	SOHLBERG	Aada Helmi Maria	 FIN	3	5	2	6	6	6	7	3	2	4	0	0	15.6		9.10	13.850	38.550	81.315
				7	9	8	8	6	8	6	4	6	6	0	0	13.2	7.1	9.00	13.465	42.765	
12.	WIK	Gunilla	 DEN	4	4	4	5	6	4	4	3	5	10	1	0	15.0		9.70	13.495	38.195	80.800
				6	4	4	8	7	6	7	7	5	4	2	0	14.0	5.6	9.60	13.405	42.605	
13.	HEIMAN	Lova	 SWE	3	4	6	3	6	6	6	4	5	6	3	0	14.8		9.40	13.155	37.355	79.895
				6	5	8	8	8	8	6	6	7	8	3	0	12.7	8.0	9.20	12.640	42.540	
14.	GSTREIN	Ann-Sofie	 DEN	3	4	5	6	4	4	3	2	5	10	0	0	15.4		9.30	12.445	37.145	79.575
				8	1	4	4	6	6	4	7	8	8	0	0	14.4	6.0	9.10	12.930	42.430	
15.	J?RS	Mie	 DEN	4	5	2	6	6	6	6	2	6	5	2	0	15.0		9.80	12.520	37.320	78.860
				4	6	6	4	7	6	7	6	7	9	5	0	13.3	5.9	9.70	12.640	41.540	
16.	GLÄNNESKOG	Mina	 SWE	6	4	4	5	4	5	6	4	4	8	0	0	15.0		9.50	13.375	37.875	78.725
				6	6	6	7	6	8	6	7	6	8	2	0	13.2	5.9	9.10	12.650	40.850	
17.	TÆL	Eliise	 EST	6	6	6	4	4	6	7	5	6	8	2	0	14.0		9.60	12.600	-0.2	78.650
				7	6	7	7	6	9	6	7	8	8	4	0	12.5	8.1	9.30	12.750	→ 36.000 42.650	
18.	AUCHENBERG	Victoria	 DEN	5	7	6	4	5	3	5	3	5	9	2	0	14.6		9.40	12.805	36.805	77.935
				5	6	7	6	4	6	6	4	4	7	0	0	14.5	4.7	9.40	12.530	41.130	
19.	LAUGESEN	Emmelie	 DEN	4	4	5	5	4	2	4	4	5	8	1	0	15.4		9.10	13.985	38.485	77.740
				7	4	5	6	8	9	10	8	8	8	2	0	12.5	5.6	8.70	12.455	39.255	
20.	STJÄRNBORG	Tindra	 SWE	4	4	6	5	6	7	4	6	6	8	2	0	14.2		9.50	12.280	35.980	77.415
				4	4	6	7	6	6	4	8	6	8	2	0	13.9	5.4	9.60	12.535	41.435	
21.	DANIELSSON	Ida	 SWE	6	6	8	8	4	3	3	4	6	8	4	0	14.0		8.90	13.090	35.990	77.115
				6	4	6	7	7	6	5	4	5	7	0	10	13.3	5.9	9.00	12.925	41.125	

			S1	S2	S3	S4	S5	S6	S7	S8	S9	S10	L	A	E	D	H	Time	Total	Score
22.	PERSSON SUORRA	 SWE	4	5	4	6	9	6	7	8	6	8	4	0	13.3		9.20	12.955	35.455	76.575
			6	8	9	8	8	8	9	6	9	8	4	0	11.7	7.8	9.00	12.620	41.120	
23.	SYRJ?	 FIN	6	5	5	7	6	7	6	4	4	6	0	0	14.4		9.10	13.060	36.560	75.715
			6	5	5	8	7	6	5	4	5	6	6	0	13.7	3.4	9.40	12.655	39.155	
24.	KAIKU	 FIN	6	6	4	6	6	4	6	5	5	7	1	0	14.4		9.40	12.620	36.420	75.680
			5	6	4	8	7	3	6	5	4	9	6	0	13.7	3.1	9.60	12.860	39.260	
25.	ROLANDSSON	 SWE	3	3	6	8	6	6	6	4	4	6	0	0	14.8		9.30	11.475	35.575	75.350
			4	2	6	6	4	6	6	5	5	7	2	0	14.7	3.4	9.80	11.875	39.775	
26.	LARSSON	 SWE	4	5	2	5	6	6	7	6	4	8	0	0	14.7		9.00	13.210	36.910	74.830
			8	5	6	7	5	6	6	8	8	8	0	20	11.3	5.0	8.80	12.820	37.920	
27.	JOHANSSON	 SWE	4	4	4	6	7	5	8	6	8	9	2	0	13.7		9.50	12.865	34.065	74.705
			6	5	5	6	8	8	8	8	6	5	9	2	0	13.2	-2.0	9.50	12.740	40.640
															5.2					
28.	HANSSON	 SWE	5	1	6	8	5	8	9	6	5	10	1	0	13.6		9.30	12.365	35.265	74.150
			6	3	7	8	4	6	9	6	8	10	3	0	13.0	3.9	9.50	12.485	38.885	
29.	HOLM DAMSGAARD	 DEN	5	4	8	8	6	8	9	4	9	10	4	0	12.5		9.10	12.235	33.835	73.825
			4	5	7	7	4	7	7	4	9	4	0	0	14.2	3.5	9.50	12.790	39.990	
30.	BALTZER	 DEN	5	6	6	8	5	7	8	6	6	10	0	0	13.3		9.70	12.125	35.125	73.620
			6	6	8	8	6	8	8	3	8	6	2	0	13.1	3.5	9.50	12.395	38.495	
31.	H. HANSEN	 DEN	3	6	8	8	6	7	8	6	6	9	3	0	13.0		9.90	12.525	35.425	73.565
			8	6	6	8	8	8	8	9	8	7	3	0	12.1	3.9	9.70	12.440	38.140	
32.	TREDAL	 SWE	7	5	5	6	8	6	6	6	5	8	0	0	13.8		9.30	12.530	33.630	73.135
			6	4	3	4	8	5	7	6	5	10	0	0	14.2	-2.0	9.20	12.805	39.505	
															3.3					
33.	PEREZ- ROSELLO	 FIN	6	8	6	4	5	6	8	1	6	5	0	0	14.5		9.30	11.585	35.385	72.710
			4	6	4	5	7	6	7	3	5	6	2	0	14.5	3.4	8.50	10.925	37.325	
34.	BOOCK JENSEN	 DEN	5	6	6	6	7	8	8	5	5	7	4	0	13.3		9.20	11.130	33.630	72.230
			4	4	6	8	9	8	8	3	8	5	1	0	13.6	4.1	9.60	11.300	38.600	
35.	MÄRTENSSON	 SWE	8	8	5	9	10	5	8	7	7	8	0	0	12.5		9.40	11.980	33.880	71.365
			6	7	9	8	10	6	9	6	7	8	0	0	12.4	3.4	9.60	12.085	37.485	
36.	VON HOFFMAN	 SWE	4	7	3	8	9	6	8	6	5	10	5	0	12.9		9.20	11.420	33.520	70.870
			6	8	4	7	8	6	8	4	6	10	5	0	12.8	3.9	9.00	11.650	37.350	
37.	SVENSSON	 SWE	4	6	7	8	8	6	9	7	6	10	4	0	12.5		9.20	11.650	33.350	70.435
			4	6	7	8	8	6	9	6	8	10	1	0	12.7	3.3	9.50	11.585	37.085	
38.	HENRICSSON	 SWE	5	6	4	8	8	6	8	7	8	10	2	0	12.8		9.30	10.900	33.000	70.210
			6	6	6	8	8	7	8	8	6	9	2	0	12.6	4.3	9.30	11.010	37.210	
39.	TREDAL	 SWE	8	6	6	6	8	7	7	6	7	10	2	0	12.7		9.10	11.775	33.575	70.020
			9	7	6	6	8	7	8	7	7	10	5	0	12.0	3.4	9.20	11.845	36.445	
40.	STJERNLÖF	 SWE	7	6	6	6	8	7	6	6	7	6	3	0	13.2		9.50	10.930	31.630	69.195
			7	8	5	4	7	6	8	8	6	8	4	0	12.9	-2.0	9.60	11.165	37.565	
															3.9					
41.	PERSSON	 SWE	9	8	7	8	10	7	6	6	7	9	0	20	10.3		9.20	11.705	31.205	68.790
			8	7	6	8	8	6	8	6	6	9	4	0	12.4	3.9	9.50	11.785	37.585	
42.	FAGHER	 SWE	4	6	8	9	6	8	8	7	8			0	11.6		8.30	10.570	30.470	68.460
			4	6	7	8	6	10	9	7	6	10	3	0	12.4	3.9	9.80	11.890	37.990	
43.	HJALMARSSON	 SWE	9	6	10	10	8	10	10	9	8	8	0	0	11.2		9.40	10.385	26.985	60.740
			9	7	9	10	8	10	10	8	8	8	0	0	11.3	-4.0	9.60	10.655	33.755	
															2.2					
44.	FÄLTH	 SWE	2	3	2	6	6	7	7	6	8	7	0	0	14.6		9.10	13.935	37.635	55.890
			3	2	3	4							0	0	6.8	2.0	3.70	5.755	18.255	

			S1	S2	S3	S4	S5	S6	S7	S8	S9	S10	L	A	E	D	H	Time	Total	Score	
45.	VEENSTRA	Fenna		2	5	7	8							0	5.8		3.60	5.345	14.745	55.755	
		DEN		4	7	7	8	6	8	7	4	4	9	2	0	13.4	5.1	9.30	13.210	41.010	
46.	GADE KAAS	Emilie		3	2	5	4	4	6	6				0	11.0		6.40	10.005	27.405	50.400	
		DEN		6	9	9	9	9	10					0	6.8	2.8	5.60	7.795	22.995		
47.	KLINTRED	Alicia		3	2	4	4	6	5	4	3	4	8	3	0	15.4		9.10	12.800	37.300	50.035
		SWE		3	4	6								0	4.7	1.2	2.70	4.135	12.735		
48.	MELIN	Clara		1	2	2	4	5	3	3	4	3	4	2	0	16.7		9.40	13.825	39.925	44.800
		SWE		6										0	1.4	1.3	0.80	1.375	4.875		