

























Frivolten Cup 2018 Herrljungs 20180511 - 20180512
Individual trampoline – TRI U12 GIRLS (2006-2011) – Qualification

			S1	S2	S3	S4	S5	S6	S7	S8	S9	S10	L	A	E	D	H	Time	Total	Score	
1.	STJÄRNBORG	Tuva		2	4	3	2	2	4	2	2	1	4	0	0	17.4		9.50	14.040	40.940	87.415
			SWE	2	3	4	3	4	4	4	6	5	8	1	0	15.6	7.5	9.70	13.675	46.475	
2.	OSTROVSKA	Sofija		2	3	4	4	6	5	6	5	2	5	4	0	15.4		9.60	13.770	38.770	84.245
			LAT	5	6	6	6	5	6	6	4	6	7	2	0	14.1	8.1	9.40	13.875	45.475	
3.	ALA-LAURILA	Tea		2	1	4	4	2	2	3	4	5	6	1	0	16.6		9.80	12.570	38.970	82.155
			FIN	2	4	4	4	4	5	5	2	3	5	0	0	16.2	5.2	9.50	12.285	43.185	
4.	KOIVUSALO	Iiris		2	3	3	4	3	3	6	4	1	6	1	0	16.4		9.90	13.110	39.410	82.090
			FIN	3	5	6	5	3	5	6	5	4	5	2	0	15.1	4.5	9.70	13.380	42.680	
5.	MUSOLINA	Julija		2	4	4	7	6	5	5	4	3	4	1	0	15.5		9.70	12.175	37.375	79.190
			LAT	7	8	7	8	7	8	7	6	7	8	2	0	12.5	8.1	9.40	11.815	41.815	
6.	PETTERSSON	Hilma		4	6	6	6	5	6	6	5	4	7	3	0	14.2		9.30	13.840	37.340	78.880
			SWE	4	4	5	6	6	7	8	7	5	10	5	0	13.3	4.6	9.50	14.140	41.540	
7.	REIS	Ines		4	3	4	3	1	4	5	4	3	10	3	0	15.6		9.70	11.100	36.400	77.730
			POR	4	6	0	3	3	6	0	5	6	3	0	0	16.4	3.8	9.50	11.630	41.330	
8.	JÄRG	Kerti		7	4	4	6	6	5	5	4	6	6	2	0	14.5		9.70	12.440	36.640	77.525
			EST	3	10	6	9	8	6	6	7	8	8	2	0	12.7	6.0	9.40	12.785	40.885	
9.	GAVARANE	Angelina		5	6	4	6	6	7	7	6	4	8	3	0	13.8		9.40	11.835	35.035	76.605
			LAT	8	6	6	6	6	8	9	7	7	8	3	0	12.6	7.1	9.60	12.270	41.570	
10.	MOROZOVA	Veronika		4	5	5	6	4	6	7	6	6	10	4	0	13.7		9.70	11.905	35.305	75.470
			LAT	6	6	3	4	4	6	8	5	4	9	3	0	14.2	4.2	9.60	12.165	40.165	
11.	HEIKKINEN	Ada		5	4	7	3	2	3	4	5	4	8	2	0	15.3		9.80	11.325	36.425	75.315
			FIN	4	4	5	6	7	2	2	3	2	4	4	0	15.7	2.2	9.90	11.090	38.890	
12.	VANDSTED	Andrea		5	6	5	7	6	4	6	6	6	10	2	0	13.7		9.40	12.030	35.130	74.315
			DEN	3	5	7	7	8	6	5	4	5	9	4	0	13.7	3.8	9.80	11.885	39.185	
13.	JÄÄSKELÄINEN	Julia		6	4	7	3	4	3	7	4	4	8	2	0	14.8		9.40	11.535	35.735	74.185
			FIN	6	3	6	8	6	4	3	5	6	9	1	0	14.3	2.7	10.00	11.450	38.450	
14.	LENJESSON	Luna		6	7	6	4	7	6	7	5	8	8	1	0	13.5		9.60	11.720	34.820	73.620
			SWE	6	5	2	5	6	4	6	5	4	8	2	0	14.7	2.4	9.50	12.200	38.800	
15.	WIRTH	Kaisa		3	4	6	3	6	4	5	5	5	10	1	0	14.8		9.60	11.275	35.675	72.660
			EST	8	5	7	8	7	8	7	7	7	10	2	0	12.4	4.3	9.30	10.985	36.985	
16.	JÕESAAR	Triinu		5	6	4	6	8	6	8	6	5			12.6		8.70	11.430	32.730	72.490	
			EST	9	8	10	9	8	10	10	6	9	10	2	0	10.9	6.4	9.70	12.760	39.760	
17.	REIS	Maria		3	4	5	6	6	5	4	4	8	10	0	0	14.5		9.60	11.115	35.215	72.470
			POR	3	4	6	8	9	4	4	2	7	7	6	0	14.0	2.8	9.50	10.955	37.255	
18.	LUMME	Ada		3	2	6	8	3	5	6	5	5	8	4	0	14.5		9.40	11.190	35.090	72.455
			FIN	5	6	8	4	6	6	6	6	7	10	4	0	13.2	3.9	9.10	11.165	37.365	
19.	ELLING	Katarina		4	6	6	7	7	6	7	7	5	6	4	0	13.5		9.10	12.215	32.815	72.190
			EST	4	6	7	7	7	7	9	8	6	8	1	0	13.0	-2.0	9.10	12.175	39.375	
20.	LARSSON	Nathalie		6	7	5	4	5	5	7	7	6	7	3	0	13.8		9.10	11.545	34.445	71.840
			SWE	6	5	7	6	5	8	8	6	5	7	2	0	13.5	3.9	8.90	11.095	37.395	
21.	SOFIA	Venla Sofia		5	4	6	8	6	4	5	6	5	7	0	0	14.4		9.40	10.460	34.260	71.290
			FIN	4	3	8	8	6	5	4	4	6	8	0	0	14.4	2.8	9.50	10.330	37.030	
22.	OSOLIN	Greete-Getriin		6	5	8	5	8	4	5	6	5	6	1	0	14.1		9.80	11.105	35.005	71.155
			EST	7	8	9	10	8	9	9	7	4	6	1	0	12.2	3.8	9.60	10.550	36.150	
23.	CHUMBINHO	Matilde		5	3	5	8	6	5	6	4	5			13.3		8.50	10.985	32.785	70.620	
			POR	3	6	4	8	7	8	6	6	8	8	4	0	13.2	2.8	9.70	12.135	37.835	
24.	HYGRELL	Malva		7	7	6	4	6	7	6	6	6	7	4	0	13.4		9.80	10.930	34.130	70.435
			SWE	8	5	4	7	8	6	6	8	8	10	5	0	12.5	3.3	9.80	10.705	36.305	

			S1	S2	S3	S4	S5	S6	S7	S8	S9	S10	L	A	E	D	H	Time	Total	Score	
25.	ELBIRK	Luna	 DEN	8	10	5	7	8	5	6	6	9	10	0	0	12.6		9.40	10.580	32.580	69.145
				8	7	6	8	9	6	6	6	8	6	2	0	12.8	2.9	9.70	11.165	36.565	
26.	KANERVA	Julia Sara Isabella	 FIN	8	3	8	6	9	5	4	4	4	6	2	0	14.1		9.50	9.545	33.145	68.880
				8	2	6	4	8	4	4	4	5	5	4	0	14.6	2.2	9.50	9.435	35.735	
27.	LAVRINOVIČA	Nikola	 LAT	5	4	9	9	8	6	5	6	8	10	0	0	13.0		9.50	9.670	32.170	67.850
				4	4	7	8	9	6	5	6	8	10	3	0	13.0	3.4	9.20	10.080	35.680	
28.	BJOERG TOMASDOTTIR	Frida	 DEN	10	6	6	10	8	4	5	4	5	8	3	0	13.1		9.80	9.225	32.125	67.555
				7	7	8	8	10	9	9	6	4	9	4	0	11.9	4.9	9.70	8.930	35.430	
29.	WALLENIUS	Sara	 FIN	8	5	8	5	7	5	8	6	8	7	1	0	13.2		9.40	9.555	32.155	67.265
				7	6	8	5	8	5	5	5	7	6	0	0	13.8	2.0	9.50	9.810	35.110	
30.	ARABELLA OJA	Kristin	 EST	3	4	6	1	6	4	6	6	6	8	2	0	14.8		10.00	10.320	35.120	67.220
				5	6	8	9	7	9	8	7	8				0	11.3	3.4	8.30	9.100	32.100
31.	HVOROKA	Aleksandra	 LAT	8	6	8	6	4	5	8	9	7	8	0	0	13.1		9.50	9.100	31.700	66.125
				5	4	8	9	6	5	5	6	8	8	4	0	13.2	3.1	9.30	8.825	34.425	
32.	KIVELA	Wilma Anni Elvira	 FIN	6	3	7	10	7	6	7	6	6	9	2	0	13.1		8.00	8.895	29.995	65.975
				4	5	8	9	6	4	4	5	6	5	0	0	14.4	2.3	9.60	9.680	35.980	
33.	SAIDĀNE	Anželina	 LAT	7	5	8	10	8	7	7	9	10			10.9		8.40	10.520	29.820	65.375	
				4	4	8	10	8	8	6	7	9	10	0	10	11.6	3.3	9.20	11.455	35.555	
34.	KEGEL	Silje	 DEN	10	10	10	6	10	5	6	6	10	8	0	0	11.9		9.80	10.235	29.935	65.145
				8	5	8	8	10	5	5	6	9	6	0	0	13.0	-2.0	9.90	10.410	35.210	
35.	ALLARD	Linn	 SWE	7	8	8	10	9	7	8	9	6	8	6	0	11.4		9.00	11.101	31.501	65.081
				8	9	6	9	8	7	10	9	9	9	5	0	11.1	2.8	8.70	10.980	33.580	
36.	BARSEGJANA	Nicola	 FIN	5	5	7	6	9	6	5	4	6			12.7		8.20	8.465	29.365	63.665	
				8	2	8	6	10	6	4	4	6	6	0	0	14.0	2.1	9.00	9.200	34.300	
37.	KONTALA	Dharma Kontala	 FIN	10	6	8	6	9	6	6	6	8	8	0	0	12.7		9.60	9.680	31.980	62.985
				10	6	8	6	9	5	5	6	8				0	11.7	1.8	8.80	8.705	31.005
38.	HEIJMER	Aurora	 SWE	6	4	8	9	6	7	6	10	7			11.7		8.70	9.930	30.330	62.540	
				6	5	7	10	6	6	6	10	8				0	11.6	2.0	8.70	9.910	32.210
39.	SCHRAMM	Freyja	 SWE	8	10	6	6	6	8	9	8	8			11.1		8.00	8.795	27.895	61.210	
				8	10	6	9	10	9	10	7	8	10	0	0	11.3	3.6	9.30	9.115	33.315	
40.	WIBERG	Elli	 SWE	10	7	6	9	6	8	10	10	7	8	2	0	11.7		9.40	9.540	30.640	60.680
				9	6	6	8	6	7	10	9	8				0	11.1	1.6	8.70	8.640	30.040
41.	LYKKE NIELSEN	Mathilde	 DEN	9	9	8	9	10	10	10	8	8	9	6	0	10.4		9.10	9.960	29.460	60.385
				10	8	8	10	10	9	10	9	8	10	4	0	10.4	2.5	9.70	8.325	30.925	
42.	FREDIN	Bella	 SWE	10	10	8	10	10	8	10	10	9	9	0	0	10.6		9.00	11.740	29.340	57.915
				10	10	8	10	10	8	10	8	9	9	0	0	10.8	-2.0	9.50	8.875	28.575	
43.	JONSSON	Thea	 SWE	4	4	6	7								5.9		3.60	5.725	15.225	56.335	
				7	7	8	6	7	7	4	7	9	9	5	0	12.4	6.8	9.20	12.710	41.110	
44.	VON HEIDEMAN	Molly	 SWE	10	9	7	10	6	9	10	10					8.9		7.60	8.035	24.535	55.090
				10	8	7	10	9	10	10	10	9	10	0	10	9.7	2.1	9.30	9.455	30.555	
45.	GREDASOVA	Sofija	 LAT	5	4	6	7	6	4	4	4	5	9	2	0	14.4		9.30	11.275	34.975	54.445
				4	5	6	6	8								0	7.1	2.3	4.60	5.470	19.470
46.	SUND	Tyra	 SWE	9	8	8	9	8	10	7	8	9	10	2	0	11.2		9.30	7.730	28.230	53.685
				9	7	8	8	7	8	6	7					0	10.0	1.5	7.80	6.155	25.455
47.	BRANDT	Anna	 DEN	8	6	9	8									4.9		3.60	3.885	12.385	47.285
				8	6	9	6	10	5	4	5	6	9	3	0	12.9	2.3	9.50	10.200	34.900	

