











Frivolten Cup 2018 Herrljungs 20180511 - 20180512
Individual trampoline – TRI OPEN MEN (-2001) – Qualification

			S1	S2	S3	S4	S5	S6	S7	S8	S9	S10	L	A	E	D	H	Time	Total	Score	
1.	SMITH	Oscar		0	0	1	2	2	0	4	2	4	6	1	0	17.8	5.7	9.30	17.270	50.070	108.040
				4	4	4	4	4	4	4	4	4	4	0	0	16.0	16.2	9.20	16.570	57.970	
2.	KJAER	Benjamin		0	0	0	1	0	2	4	3	4	5	0	0	18.1	5.9	9.70	17.515	51.215	106.985
				6	4	6	6	8	6	6	4	4	4	0	0	14.6	15.7	9.40	16.070	55.770	
3.	ÅBERG	Måns		0	2	0	1	2	2	4	4	3	5	3	0	17.4	5.4	9.00	17.375	49.175	105.515
				4	4	6	4	4	4	4	4	4	6	3	0	15.3	15.4	9.30	16.340	56.340	
4.	HOLGERSSON	Felix		0	2	2	2	2	2	4	3	3	4	0	0	17.6	5.4	9.40	16.850	49.250	105.325
				4	4	4	6	4	4	5	4	4	4	0	0	15.7	15.0	9.10	16.275	56.075	
5.	SCHMIDT	Daniel		0	0	2	2	2	2	2	4	4	4	0	0	17.8	5.4	9.60	17.260	50.060	102.855
				0	1	0	2	2	4	4	4	4	2	0	0	17.7	9.1	9.10	16.895	52.795	
6.	TAIT	Ross		1	2	2	2	2	2	2	6	4	4	0	0	17.3	4.1	9.50	16.445	47.345	100.845
				6	5	6	5	6	4	4	4	4	6	1	0	14.9	13.8	9.20	15.600	53.500	
7.	JONES	Josh		3	2	2	2	2	1	2	5	4	4	0	0	17.3	4.6	9.10	16.350	47.350	100.225
				6	3	4	4	6	4	4	5	5	6	0	0	15.3	12.7	9.40	15.475	52.875	
8.	HÖJBY JENSEN	Mathias		0	2	0	2	2	2	4	4	4	6	4	0	17.0	4.7	9.70	15.600	47.000	99.020
				4	4	6	4	4	5	6	7	6	8	0	0	14.6	13.7	9.10	14.620	52.020	
9.	KLINGENBERG	Kristoffer		0	2	2	5	5	4	2	3	4	4	0	20	14.9	4.0	9.10	16.745	44.745	97.915
				4	4	6	4	6	4	4	2	4	8	2	0	15.2	12.5	9.60	15.870	53.170	
10.	PETTERSSON	Herman		6	4	6	4	5	6	6	4	2	4	0	0	15.3	3.9	9.40	16.210	44.810	96.050
				4	5	4	6	8	7	8	7	6	8	1	0	13.6	12.9	9.30	15.440	51.240	
11.	TUURI	Antti		6	4	4	4	6	6	4	5	4	6	3	0	14.8	4.7	9.20	15.145	43.845	94.710
				6	5	6	6	6	6	6	6	6	8	3	0	13.6	13.1	9.20	14.965	50.865	
12.	WENNBLOM	Oliver		2	6	6	4	6	6	4	3	6	8	0	0	14.9	3.3	9.00	16.305	43.505	91.370
				6	6	7	8	8	6	8	6	6	6	1	0	13.2	10.6	9.00	15.065	47.865	
13.	KARLSSON	Jonatan		6	6	4	5	6	6	5	4	2	6	0	0	15.0	4.3	9.40	14.995	43.695	91.165
				6	7	6	6	6	8	8	6	6	8	2	0	13.1	11.4	9.00	13.970	47.470	
14.	HARTMANN	Felix		0	1	2	3	0	0	4	4	4	4	2	0	17.6	2.0	9.40	16.135	45.135	89.645
				0	2	2	4	2	2	4	4	4		0	15.6	5.7	8.50	14.710	44.510		
15.	VON HEIDEMAN	Niklas		6	8	6	7	6	6	5	4	6	7	2	0	13.7	4.1	8.90	13.795	40.495	85.655
				4	6	5	6	8	8	6	6	6	6	2	0	13.7	8.5	8.80	14.160	45.160	
16.	DIRCKS	Tobias		4	4	6	6	6	7	6	6	5	7	2	0	14.1	3.3	9.20	13.990	40.590	85.325
				6	4	4	6	6	7	6	6	6	7	1	0	14.1	7.5	9.30	13.835	44.735	
17.	SEIDLER	Marc		0	2	2	2	2	2	2	6	6		0	15.6	2.7	8.50	13.885	40.685	76.195	
				6	6	6	4	5	3	7				0	10.3	8.2	6.30	10.710	35.510		
18.	WATTS	Ben		3	4	2	2	4	4	2	3	6	8	2	0	16.0	5.4	9.10	17.505	48.005	71.665
				4	4	4	4							0	6.4	6.3	3.80	7.160	23.660		
19.	JUUL	Magnus		6	8	10	8	9	9	10	10	10	9	0	0	11.1	2.8	9.70	12.720	36.320	71.295
				6	8	9	8	10	10	8	10	10		0	10.1	5.2	8.60	11.075	34.975		
20.	ANTONS	Dmitrijs		2	3	2								0	5.3	2.3	2.80	5.250	15.650	64.600	
				4	4	4	4	4	6	6	4	4		0	14.0	12.8	7.90	14.250	48.950		
21.	LINDKVIST	Niklas		4	4	4	3	2	2	4	4	6	4	0	0	16.3	4.3	9.60	16.465	46.665	63.295
				4	4	7								0	4.5	4.3	2.90	4.930	16.630		
22.	NUMMIJÄRVI	Miro		8	8	8								0	3.6	1.7	2.80	4.565	12.665	58.670	
				6	6	6	6	6	5	6	5	6	8	2	0	13.8	8.9	9.30	14.005	46.005	
23.	NORDFORS	Jonas		0	0	0	0	2	0	2	2	2	5	10	0	17.7	5.2	9.50	18.220	50.620	57.280
				4										0	1.6	2.2	1.00	1.860	6.660		

			S1	S2	S3	S4	S5	S6	S7	S8	S9	S10	L	A	E	D	H	Time	Total	Score
24.	PETERSEN	Teis		0	2	1	5	4	2	6	4	4	4	0	16.4	5.6	9.20	16.905	48.105	54.195
		DEN		6										0	1.4	2.0	1.00	1.690	6.090	
25.	ÅKERMAN	Daniel		5	4	4	6	6	6	6	5			0	11.8	1.2	7.10	12.545	30.645	49.060
		SWE		6	5	5	6							0	5.8	-2.0	3.70	6.015	18.415	
																2.9				
26.	TINGELÖF	Gustav		1	2	2	4	6	6	6	5	7		0	14.1	3.1	8.10	13.830	39.130	44.600
		SWE		7										0	1.3	1.7	0.80	1.670	5.470	
27.	JANA	Samuel		2	2	5	2	4	4					0	10.1	2.2	5.50	9.600	27.400	37.910
		Jonathan		4	4									0	3.2	2.3	1.70	3.310	10.510	