







Frivolten Cup 2018 Herrljungs 20180511 - 20180512
Individual trampoline – TRI JUNIOR BOYS (2001-2005) – Qualification

			S1	S2	S3	S4	S5	S6	S7	S8	S9	S10	L	A	E	D	H	Time	Total	Score
1.	LAUXTERMANN Caio		0	2	2	2	2	4	2	2	2	3	4	0	17.5		9.50	16.530	43.530	98.645
		GER	4	4	4	2	4	4	2	4	4	4	4	0	0	16.4	13.3	9.40	16.015	55.115
2.	RÖSLER Manuel		1	2	0	2	2	0	2	4	2	4	2	0	17.9		9.30	16.825	44.025	96.700
		GER	4	5	4	4	4	6	6	4	6	6	6	0	0	15.1	12.6	9.60	15.375	52.675
3.	BLAND Martin		2	2	1	2	2	3	3	2	2	5	0	0	17.6		9.50	16.015	43.115	96.575
		ENG	4	4	4	4	4	4	4	4	4	5	0	0	15.9	13.1	9.50	14.960	53.460	
4.	FJODOROVS Ilja		2	2	2	4	2	1	3	4	3	3	0	0	17.4		9.40	16.270	43.070	96.145
		LAT	4	4	6	6	6	4	6	6	4	6	0	0	14.8	13.1	9.60	15.575	53.075	
5.	CHEUNG Joah		2	2	2	2	3	4	2	2	2	3	4	0	17.2		9.40	16.610	43.210	94.670
		DEN	4	4	4	3	4	6	4	6	8	8	4	0	14.5	12.5	8.80	15.660	51.460	
6.	BUBNER Jacob		0	0	2	2	4	2	4	5	2	2	3	0	17.4		9.20	16.200	42.800	94.515
		GER	4	4	4	4	4	4	2	4	4	4	1	0	16.1	11.0	9.20	15.415	51.715	
7.	SOERENSEN Peter		0	2	0	0	2	4	2	2	3	4	3	0	17.8		9.60	16.370	43.770	94.125
		DEN	4	6	5	5	4	4	4	4	4	4	1	0	15.5	10.2	9.40	15.255	50.355	
8.	KRYDSFELDT Alfred		2	4	4	4	4	5	4	4	3	4	2	0	16.0		9.10	16.015	41.115	90.895
		DEN	6	5	5	6	6	6	5	4	6	10	0	0	14.1	10.8	9.40	15.480	49.780	
9.	FÄLTMAN Andreas		4	2	3	4	4	4	4	2	2	4	0	0	16.7		9.30	14.830	40.830	89.685
		SWE	4	3	4	4	3	4	6	5	4	7	0	0	15.6	8.8	9.70	14.755	48.855	
10.	LUNDGREN Alexander		2	4	3	4	4	5	2	2	4	4	0	0	16.6		9.00	14.895	40.495	89.670
		DEN	4	6	6	6	6	5	6	8	6	6	1	0	14.0	12.3	8.70	14.175	49.175	
11.	KRYDSFELDT Emil		4	6	2	4	6	6	4	4	5	5	2	0	15.2		9.40	15.300	39.900	89.535
		DEN	6	5	6	4	6	5	6	6	4	7	4	0	14.1	11.6	9.10	14.835	49.635	
12.	VEDLER Karl Oskar		4	4	6	8	6	4	5	4	4	4	2	0	14.9		9.30	15.805	40.005	89.065
		EST	6	4	8	4	5	6	6	6	6	8	4	0	13.7	11.2	9.00	15.160	49.060	
13.	MAYWALD Maurice		2	3	2	4	6	4	6	6	4	4	1	0	15.8		9.60	15.160	40.560	88.670
		GER	4	6	6	6	5	6	6	6	4	6	0	0	14.5	9.7	9.30	14.610	48.110	
14.	JAKOBSEN Emil		5	3	4	6	6	6	6	4	4	4	0	0	15.2		9.40	14.520	39.120	85.945
		DEN	6	4	6	6	6	6	4	5	5	6	2	0	14.4	8.7	9.50	14.225	46.825	
15.	THUESEN GUSMER Peter		2	3	4	4	4	5	4	4	4	4	0	0	16.2		9.60	14.910	40.710	85.490
		DEN	6	6	7	8	6	8	6	6	8	8	2	0	12.9	9.1	8.80	13.980	44.780	
16.	ALTURK Bashar		1	2	2	4	3	5	3	3	3	4	2	0	16.8		9.50	15.865	42.165	85.255
		ENG	4	6	4	4	8	6	6	8	6			0	12.8	9.1	8.30	13.490	-0.6	
→																				
43.090																				
17.	CALUNDAN Jonas		3	4	3	4	6	6	4	6	6	6	2	0	15.0		9.40	14.520	38.920	83.855
		DEN	7	6	8	6	6	7	8	6	7	9	2	0	12.8	9.1	8.70	14.335	44.935	
18.	SABIRSH Zack		4	4	4	5	6	4	6	4	4	6	0	0	15.3		9.20	13.900	38.400	81.490
		SWE	6	4	8	8	8	8	8	9	7	9	2	0	12.3	8.1	9.20	13.490	43.090	
19.	DOMINGOS Rui		2	2	2	3	2	3	2	4	0	4	4	0	17.2		9.30	16.835	43.335	80.340
		POR	4	2	5	4	5	4	4				0	11.2	7.9	6.50	11.405	37.005		
20.	KIRCKHOFF Malte		2	2	3	4	4	4	1	2	2	4	0	0	17.2		9.20	15.870	42.270	78.510
		DEN	6	4	6	4	6	5	6				0	10.3	8.6	6.80	10.540	36.240		
21.	BRANDT Dominic		2	2	2	4	4	4	4	4	2	2	1	0	16.9		9.40	15.770	42.070	77.565
		GER	4	6	6	6	4	5	6				0	10.3	8.4	6.10	10.695	35.495		
22.	KLEVELL Filip		0	2	4								0	5.4		2.80	4.705	12.905	53.695	
		SWE	4	4	6	8	8	8	10	7	8			0	11.7	8.3	8.50	12.290	40.790	

			S1	S2	S3	S4	S5	S6	S7	S8	S9	S10	L	A	E	D	H	Time	Total	Score	
23.	MÅRTENSSON	Philip		6	5	6	6	8	6	5	4	6	6	2	0	14.0		9.30	14.785	38.085	52.330
			SWE	6	6	7								0	4.1	2.9	2.70	4.545	14.245		
24.	FRAHM	Joscha		2	2	2	4	6	6	5	4	4	4	1	0	16.0		9.50	15.955	41.455	51.860
			GER	6	4									0	3.0	2.3	1.90	3.205	10.405		
25.	BUDDE	Max		2	2	1	2	3	1	4	5			0	14.0		7.50	13.435	34.935	51.455	
			GER	4	4	8								0	4.4	4.9	2.50	4.920	-0.2		
																				→	
																				16.520	
26.	BACKLUND	Kristoffer		6										0	1.4		0.10	1.000	2.500	20.185	
			SWE	7	6	6	6							0	5.5	2.9	4.00	5.285	17.685		