









## 46th International Trampoline Friendship Cup 2018 Jablonec nad Nisou, CZE, 12.-13.10.2018

Individual trampoline – Boys 11-12 Individual – Qualification

						S1	S2	S3	S4	S5	S6	S7	S8	S9	S10	L	E	D	H	Time	Total	Score
1.	C12	ESTERKINS	Andrejs	LAT, Latvia	2007	2 4	2 4	4 4	4 4	3 4	4 4	4 4	4 5	4 5	4 6	2 0	16.3 15.6		9.80 9.10	14.475 13.910	40.575 48.210	88.785
2.	C12	KRÓL	Szymon	POL, AZS-AWF Poznan	2006	2 3	2 4	2 4	4 2	2 4	2 4	2 4	2 3	4 4	4 5	3 1	17.1 16.2		9.00 8.5	14.020 13.745	40.120 47.545	87.665
3.	C12	KONUHOVS	Vadims	LAT, Latvia	2006	2 4	2 4	4 4	5 6	2 6	4 6	4 6	4 6	4 6	4 8	1 0	16.4 14.4		8.70 9.6	14.765 13.910	39.865 47.110	86.975
4.	C12	SCHRIER	Pieter	NED, Forza Gymnastica	2006	3 6	2 4	2 6	4 4	4 6	2 6	4 4	4 4	2 4	4 5	0 1	16.9 15.0		9.20 8.1	14.295 13.615	40.395 46.015	86.410
5.	C12	ŻYDEK	Oktawian	POL, MKS Victoria Jawor	2006	4 4	6 2	4 4	2 4	3 2	4 4	4 5	2 4	4 4	6 5	0 2	16.1 16.0		9.50 7.8	13.465 13.455	39.065 46.755	85.820
6.	C12	RADAELLI	Andrea	ITA, S.G. Milano	2006	2 6	2 2	2 4	4 4	4 4	4 6	2 6	3 6	4 6	4 8	2 4	16.7 14.4		9.40 8.1	14.010 13.650	40.110 45.450	85.560
7.	C12	POPIEL	Dawid	POL, MKS Victoria Jawor	2007	2 5	3 4	4 6	5 4	4 3	2 6	4 6	4 6	4 5	4 8	0 2	16.4 14.5		9.20 8.0	13.800 13.520	39.400 45.620	85.020
8.	C12	WESTBROEK	Cas	NED, FlikFlak	2006	0 5	1 4	1 8	0 8	3 6	4 8	4 8	2 6	3 4	4 8	0 2	17.8 13.3		9.20 9.1	13.555 12.420	40.555 44.420	84.975
9.	C12	VAN DE BESSELAAR	Guus	NED, FlikFlak	2006	2 6	3 6	2 6	2 4	2 4	2 4	4 4	2 4	4 4	4 6	0 2	17.3 15.0		9.60 8.5	13.110 12.485	40.010 44.885	84.895
10.	C12	KUBÍK	Lukáš	CZE, Sokol Kampa	2007	4 6	4 5	4 6	4 6	4 6	4 5	6 6	4 6	4 6	4 7	4 2	15.4 13.9		9.50 9.0	13.990 13.615	38.890 45.815	84.705
11.	C12	MRÁZ	Matouš	CZE, Sokol Kampa	2006	4 6	4 5	4 7	4 5	6 6	5 8	6 7	6 7	6 8	8 8	1 3	14.6 13.0		9.40 8.0	13.425 13.660	37.425 44.060	81.485
12.	C12	MĘŻYK	Bartosz	POL, MKS Victoria Jawor	2006	4 5	4 4	5 6	4 6	4 4	4 5	6 6	5 6	4 6	6 6	0 1	15.4 14.5		9.40 7.8	12.550 11.915	37.350 43.515	80.865
13.	C12	SÖSER	Tobias	AUT, Austria	2006	4 6	5 6	4 8	6 6	4 8	4 9	6 8	4 8	4 6	6 8	1 0	15.2 12.7		9.20 8.4	12.710 12.445	37.110 42.845	79.955
14.	C12	HETEŠ	Daniel	CZE, Aero Odolena Voda	2006	4 4	5 4	4 6	4 6	6 4	6 8	6 8	6 6	5 6	8 8	0 2	14.6 13.8		9.60 6.0	13.040 13.590	37.240 42.190	79.430
15.	C12	DEEBEN	Xabi	NED, FlikFlak	2006	4 6	4 4	4 5	4 6	4 6	4 6	4 6	4 6	5 5	5 8	0 1	15.8 14.1		9.50 7.1	11.855 11.685	37.155 41.885	79.040
16.	C12	BĄK	Bartosz	POL, MKS Victoria Jawor	2006	4 8	4 6	5 6	6 7	6 8	6 8	6 6	4 6	6 7	8 10	2 2	14.3 12.6		9.40 7.1	12.800 12.370	36.500 41.770	78.270
17.	C12	TIMMER	Thijmen	NED, KDO Apeldoorn	2006	6 8	6 8	6 8	6 6	6 6	6 10	6 8	6 8	6 8	7 9	0 6	13.9 11.5		9.50 8.5	12.975 12.005	36.375 41.205	77.580

						S1	S2	S3	S4	S5	S6	S7	S8	S9	S10	L	E	D	H	Time	Total	Score
18.	C12	NEMEC	Patrik	 SLO, ŠD Partizan Renče	2006	6	6	6	6	6	6	6	6	6	6	2	13.8		9.60	12.320	35.720	75.240
						6	8	6	8	10	10	8	8	6	6	4	12.0	6.5	9.20	11.820	39.520	
19.	C12	MATVIAK	Jakub	 CZE, Aero Odolena Voda	2007	3	4	4	4	4	4	8	7	6	10	0	14.6		9.00	12.345	-2.0	74.720
						4	6	6	6	6	6	4	6	10	8	0	13.8	6.0	9.00	11.975	→	
																					33.945	
																					40.775	
20.	C12	GLASER	Leonhard	 AUT, Austria	2007	8	8	4	7	7	5	4	6	4	6	4	13.7		9.60	11.325	34.625	74.305
						7	6	7	6	6	4	4	7	6	8	0	13.9	4.8	9.70	11.280	39.680	
21.	C12	LANGO	Enej	 SLO, ŠD Partizan Renče	2007	6	5	5	6	6	6	7	6	6	6	1	14.0		9.40	12.095	35.495	70.065
						10	8	8	9	9	10	10	9	9	10	20	8.8	5.9	8.80	11.070	34.570	
22.	C12	SCHÖBERL	Luis	 AUT, Austria	2006	6	4	4	4	6	5	6	5	4	4	2	15.0		8.90	13.305	37.205	55.510
						6	8	6	8							5.2	3.9	3.70	5.505	18.305		
23.	C12	VAN DER FLUIT	Cas	 NED, FlikFlak	2006	3	4	3	2	4	2	2	2	4	5	0	16.9		9.40	12.655	38.955	47.500
						6	8									2.6	1.8	1.70	2.445	8.545		
24.	C12	ČERVINKA	Oliver	 CZE, Czech Republic	2006	4	4	6									4.6		2.80	4.415	11.815	30.310
						6	4	5	9							5.6	3.9	3.50	5.495	18.495		